

CARTER
CUSTOM MILLWORK
A Division of the Carter Lumber Company

Stair Parts Catalog



Revised October 2013



One acre One acre under roof to meet your needs...

Since 1932, Carter Lumber has been providing builders with top quality products and outstanding service. Today, that tradition continues as we are now able to offer you over 42,000 square feet of manufacturing space for your custom moulding and millwork solutions.

Combining old fashioned craftsmanship and state of the art technology enables us to provide a wide variety of custom solutions for your next project.



Carter Custom Millwork Includes:

Moulding Shop produces full range of standard profiles and custom mouldings in Oak, Poplar and a wide variety of hardwood species. CCM stocks core items of common moulding profiles in Oak and Poplar while other standard and custom profiles are produced to order on a job lot basis.

Door Shop which produces pre-hung interior doors in a variety of styles and species.

Custom Millwork Shop produces:

- Pre-built stairways: standard basement stairs, treated deck stairs and custom built open-sided hardwood stairs.
- Arched top casings and jambs in any radius, size and hardwood species.
- Fireplace mantels: standard sizes and styles or custom-made in any size, style and species.
- PVC millwork: arched casings and jambs, square and tapered columns and beams, flower boxes and other PVC millwork for exterior use.
- Lock-Miters: interlocking outside corner glue joint increases mechanical strength, provides additional glue surface and automatically aligns parts. Perfect for columns, beams or any exposed outside corner application. Available in hardwood species, plywood or PVC.

- Raised panel doors: standard sizes and styles or custom-made in any size and style in hardwood species.
- Screen doors: standard sizes and styles or custom-made in any size and style in hardwood species and PVC.
- Window sills and door jambs: custom widths in hardwood species or PVC.
- Cupolas: custom-made in any size and style in hardwood species or PVC.
- Shutters and louvers: custom-made in any size and style in hardwood species or PVC.
- Pre-assembled handrail systems, including newel and balusters.
- Stair treads: standard and custom sizes in hardwood species.
- Bullnose starting steps: standard and custom sizes in hardwood species.
- Box newels: standard sizes and styles or custom-made in any size and style in hardwood species.
- Custom-made turnings: newels, balusters and columns in any size or species for interior or exterior use.
- Plinth blocks, base blocks, rosettes: standard sizes and styles or custom-made in any size and style in hardwood species or PVC.



Quality Stair Parts

Stair Systems of Wood

Profile Selection5
Stair System Selection5
Baluster System Selection5
Reference6
Reference Glossary7

Customized Stair Parts

Turnings/Finials8
Posts9
Railings/Brackets	10

Stairway Styles

Country	11
Colonial	12
Bunker Hill	15
Georgia	18
Hampton	20
Utah	23
Contemporary	25
Mission	27



Quality Stair Parts

.....


Box Newels	28
Handrail	32
Handrail Fittings.	33
Accessories	35
Treads/Risers	38

Stair Systems Iron

Measurement Tips	39
Decorative Series.	40
Designer Baluster & Panels.	41
Twist Basket Square	42
Scroll & Unique Square	43
Ribbon Square	44
Belly Square	45
Gothic Hammered	46
Forged Hammered	47
Round.	49
Venetian.	50
Mega Square	51

Profile selection

Available in Prefinished White, Primed, Poplar, Beech, Birch, Cherry, Hard Maple, Hickory, Mahogany, Red Oak, Soft Maple, Brazilian Cherry, Walnut, White Oak, and Yellow Pine



Stair System selection

Handrail Brackets available in dull chrome, bright brass, satin nickel, bright chrome, antique brass, satin black, oil rubbed bronze.



Cambered Post to Post



Cambered Over the Post



Linear Post to Post

Baluster System selection

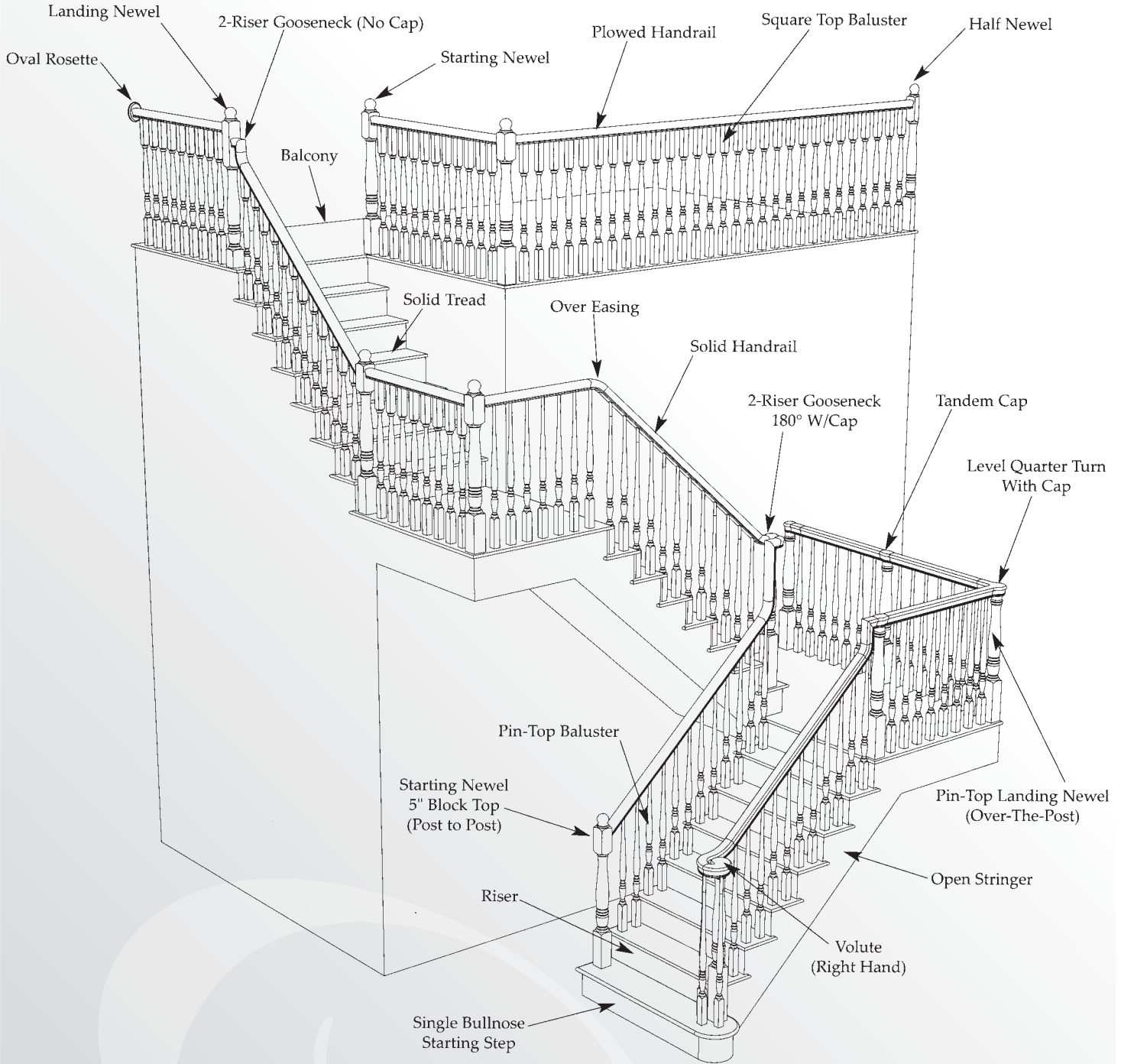


Elegant Rise balusters are created in sets of three for each step. Measuring 34", 38" and 42" in height, their lower one-third "base" is proportional to create a smooth, flowing line in ascent.



Balusters also are created in sets of three, measuring the same 31", 34", 36", 39" and 42", but each set has bases of identical height to emphasize individual steps in your staircase statement.

References



Staircase Anatomy
 ©2006 Carolina Stair Supply
 Used with permission.

References

glossary

Balusters - Vertical posts that support the handrail system. Often called spindles.

Balustrade - Refers to the collection of newels, balusters and handrail on a staircase.

Bullnose - The shape formed on the edge of a step or tread.

Fittings - Specially designed stair parts that provided a smooth transition during handrail height changes or handrail directional changes.

Examples: volutes, turnouts, starting easings and goosenecks.

Gooseneck - A handrail fitting used at a landing or balcony to complete a smooth transition between varying heights.

Handrail - The horizontal member or balustrade system that sits on top of the balusters and is supported by the newel posts.

Landing Newel - A newel post positioned at a landing or balcony.

Landing Tread - A structural moulding, used on all landings and balconies, to create a transition between the stair and the finished floor, and also as a level surface to attach balusters.

Standard width: 3-1/2" or 5-1/2" and overhangs the balcony 1-1/2" or 1-1/4" , allowing cove or trim to be ran underneath.

Level Quarter Turn - A level handrail fitting that turns 90 degrees.

Newel Posts (Box, Volute, Standard) - Larger than a baluster. Found at the top and bottom of the staircase and every 8' on balconies.

Over-the-Post - A balustrade system that utilizes fittings to smoothly transition over newel posts forming a fluid line of continuous handrail.

Post-to-Post - A balustrade system with handrail that runs between final-topped newel posts.

Rake- The staircase angle or slope.

Riser - The vertical face of the step.

Rosettes - Decorative pieces that end a handrail system at the wall line.

Stringers - Structure that supports the risers, treads, and balustrade.

Tread - The step or part of the stair one walks on.

Tread Brackets - A decorative moulding that is fastened to the outside of the stringer.

Volute - A handrail fitting that is typically used on a Pin Top starting newel and curves away from the stair in a circular manner.

Customized Stair Parts

*Build the stairway of your dreams...
and bring them to reality.*

Pages 10-14 showcases a few of the fine custom turnings, railings and posts we offer. Modern equipment allows the crafting of straight rails and bending rails up to 24 feet in length. Not only can we build the ideal interior stairway, but also offer beautiful, exterior cedar posts for your pergola or porch. The opportunities are endless...

Turnings



base



cap

Finial



4 1/2" x 7"



15" x 28 1/2"



5 1/2" x 50"



3 1/2" x 48"



8" x 8'



4" x 60"



Custom Posts

We offer posts up to 12 1/2 feet in length and 17 1/2 inches in diameter!



5 1/2" x 50"



3" x 48"



3 1/2" x 60"



1 3/4" x 42"



2" x 42"



Customized Stair Parts

Custom Railings

We offer straight and bending rails up to 24 feet in length.



7006... up easing



7023... quarter turn



7024... full round up easing



7025... full round over easing

Custom Handrail Brackets #3003



dull chrome



bright brass



satin nickle



bright chrome



antique brass



satin black



oil rubbed bronze

Country *stairways*

SUGGESTED STYLES FOR COUNTRY: HANDRAIL...

Available in solid and bending.



6210...2³/₈" x 2⁵/₈"



6519...3" x 2¹/₈"



6710...2³/₄" x 2⁵/₈"



6910...2³/₈" x 2⁵/₈"

FILLET...



134...1/4" x 1 3/4"



6007...1/4" x 1 3/4"

SHOERAIL...



6006...1" x 3 1/8"
plowed 1 3/4"

PROFILES...

Plain

Fluted

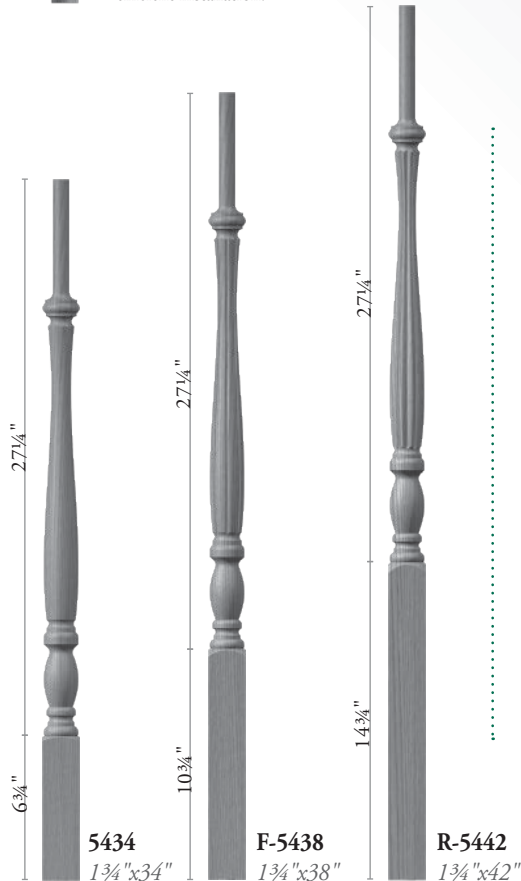
Octagonal

Reeded


Elegant Rise Balusters



Country Elegant Rise Balusters come standard with Pin-EZ Dowels for efficient installation.



Post *to post* Newels



Over *the post* Newels

Colonial stairways


SUGGESTED STYLES FOR COLONIAL:

HANDRAIL...

Available in solid, plowed and bending.



FILLET...



SHOERAIL...



PROFILES...

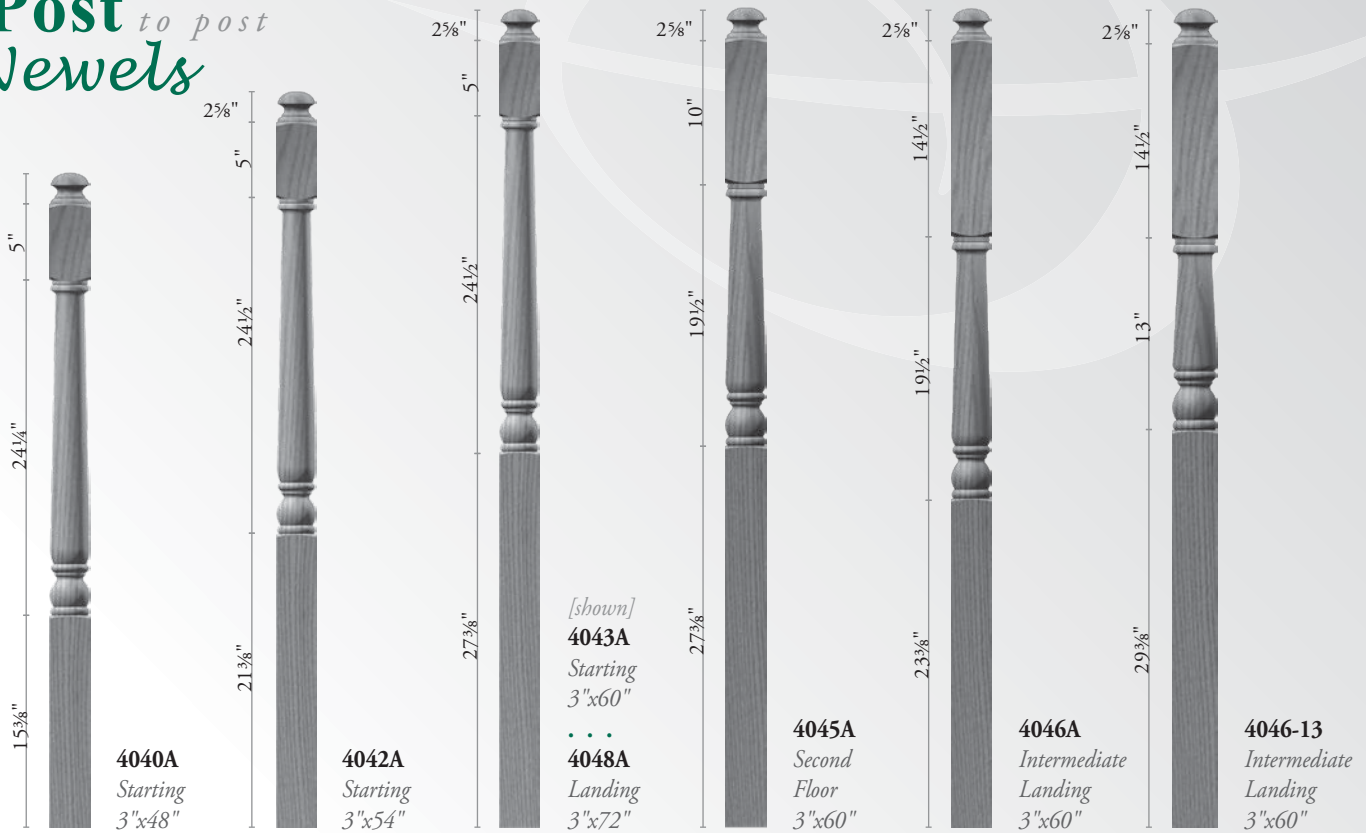
- Plain
 - Fluted
 - Octagonal*
- * on 1¾" only

Structural Rise Balusters




Colonial *stairways*

Post to post Newels

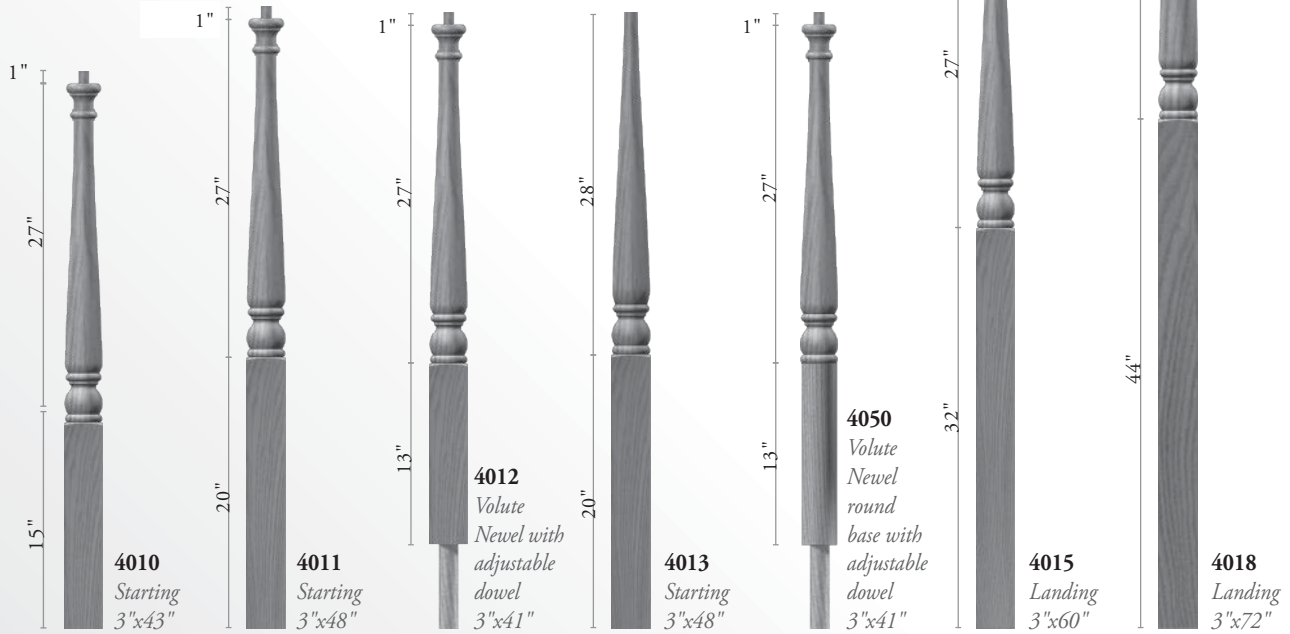


All post to post newels on this page are available with optional Balltop. Specify BT when ordering.



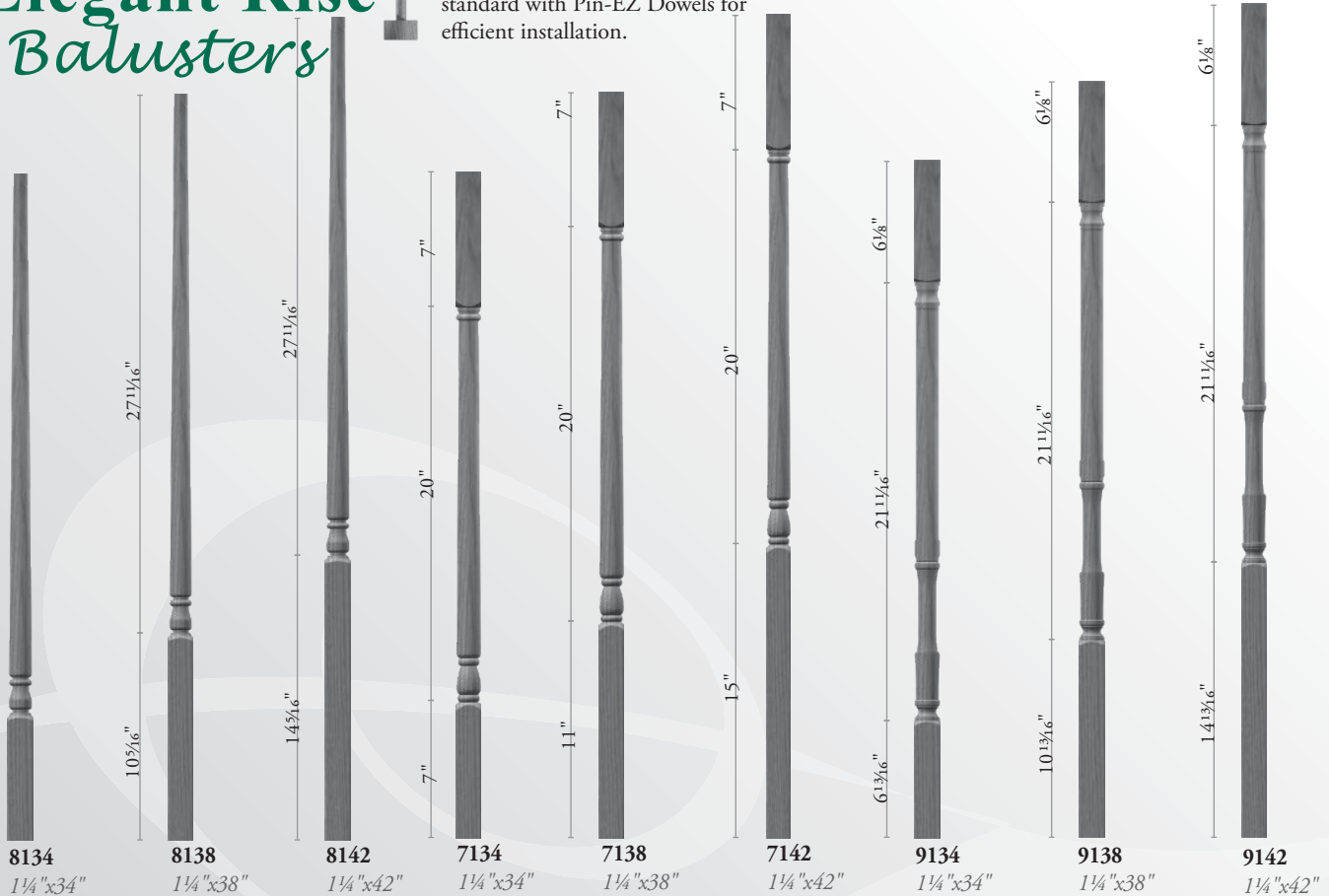
Colonial *stairways*

the post Newels



Elegant Rise *Balusters*

Colonial Elegant Rise Balusters come standard with Pin-EZ Dowels for efficient installation.



Bunker Hill stairways

SUGGESTED STYLES FOR BUNKER HILL: HANDRAIL...

Available in solid, plowed and bending.



6210...2 $\frac{3}{8}$ "x2 $\frac{5}{8}$ "



6519...3"x2 $\frac{5}{8}$ "



6710...2 $\frac{3}{4}$ "x2 $\frac{3}{8}$ "



6910...2 $\frac{3}{8}$ "x2 $\frac{3}{8}$ "

FILLET...



134... $\frac{1}{4}$ "x1 $\frac{3}{4}$ "



6007... $\frac{1}{4}$ "x1 $\frac{3}{4}$ "

SHOERAIL...



6006...1" x 3 $\frac{1}{8}$ "
plowed 1 $\frac{3}{4}$ "

PROFILES...

Plain

Fluted

Twisted

Octagonal



2005

- 1 $\frac{3}{4}$ "x31" (7 $\frac{1}{2}$ " base)
- 1 $\frac{3}{4}$ "x34" (7 $\frac{1}{2}$ " base)
- 1 $\frac{3}{4}$ "x36" (7 $\frac{1}{2}$ " base)
- 1 $\frac{3}{4}$ "x39" (10 $\frac{1}{2}$ " base)
- 1 $\frac{3}{4}$ "x42" (13 $\frac{1}{2}$ " base)
- 1 $\frac{3}{4}$ "x48" (20 $\frac{1}{4}$ " base)



F-2005

- 1 $\frac{3}{4}$ "x31" (7 $\frac{1}{2}$ " base)
- 1 $\frac{3}{4}$ "x34" (7 $\frac{1}{2}$ " base)
- 1 $\frac{3}{4}$ "x36" (7 $\frac{1}{2}$ " base)
- 1 $\frac{3}{4}$ "x39" (10 $\frac{1}{2}$ " base)
- 1 $\frac{3}{4}$ "x42" (13 $\frac{1}{2}$ " base)
- 1 $\frac{3}{4}$ "x48" (20 $\frac{1}{4}$ " base)



T-2005

- 1 $\frac{3}{4}$ "x31" (7 $\frac{1}{2}$ " base)
- 1 $\frac{3}{4}$ "x34" (7 $\frac{1}{2}$ " base)
- 1 $\frac{3}{4}$ "x36" (7 $\frac{1}{2}$ " base)
- 1 $\frac{3}{4}$ "x39" (10 $\frac{1}{2}$ " base)
- 1 $\frac{3}{4}$ "x42" (13 $\frac{1}{2}$ " base)
- 1 $\frac{3}{4}$ "x48" (20 $\frac{1}{4}$ " base)



O-2005

- 1 $\frac{3}{4}$ "x31" (7 $\frac{1}{2}$ " base)
- 1 $\frac{3}{4}$ "x34" (7 $\frac{1}{2}$ " base)
- 1 $\frac{3}{4}$ "x36" (7 $\frac{1}{2}$ " base)
- 1 $\frac{3}{4}$ "x39" (10 $\frac{1}{2}$ " base)
- 1 $\frac{3}{4}$ "x42" (13 $\frac{1}{2}$ " base)
- 1 $\frac{3}{4}$ "x48" (20 $\frac{1}{4}$ " base)



2015

- 1 $\frac{3}{4}$ "x31"
- 1 $\frac{3}{4}$ "x34"
- 1 $\frac{3}{4}$ "x36"
- 1 $\frac{3}{4}$ "x39"
- 1 $\frac{3}{4}$ "x42"
- 1 $\frac{3}{4}$ "x48 (13 $\frac{1}{2}$ " base)



F-2015

- 1 $\frac{3}{4}$ "x31"
- 1 $\frac{3}{4}$ "x34"
- 1 $\frac{3}{4}$ "x36"
- 1 $\frac{3}{4}$ "x39"
- 1 $\frac{3}{4}$ "x42"
- 1 $\frac{3}{4}$ "x48 (13 $\frac{1}{2}$ " base)



T-2015

- 1 $\frac{3}{4}$ "x31"
- 1 $\frac{3}{4}$ "x34"
- 1 $\frac{3}{4}$ "x36"
- 1 $\frac{3}{4}$ "x39"
- 1 $\frac{3}{4}$ "x42"
- 1 $\frac{3}{4}$ "x48 (13 $\frac{1}{2}$ " base)



O-2015

- 1 $\frac{3}{4}$ "x31"
- 1 $\frac{3}{4}$ "x34"
- 1 $\frac{3}{4}$ "x36"
- 1 $\frac{3}{4}$ "x39"
- 1 $\frac{3}{4}$ "x42"
- 1 $\frac{3}{4}$ "x48 (13 $\frac{1}{2}$ " base)

Bunker Hill stairways

Post to post Newels



3030
Starting
3 1/2" x 48"



F-3042
Starting
3 1/2" x 56"



T-3045
Second Floor
3 1/2" x 56"



O-3046
Intermediate
Landing
3 1/2" x 56"



3048
Landing
3 1/2" x 72"

Post to post Newels with interchangeable finials



4130
Starting
3 1/2" x 43"



F-4132
Starting
3 1/2" x 51"



T-4135
Second Floor
3 1/2" x 51"



O-4136
Intermediate
Landing
3 1/2" x 51"

Interchangeable Finials



PA-410
Plain Acorn



CA-411
Carved Acorn



CP-414
Carved Pineapple



RCP-413
Raised Carved Pineapple



PB-416
Ball Top



OCT-415
Octagon Pineapple




PP-412
Plain Pineapple

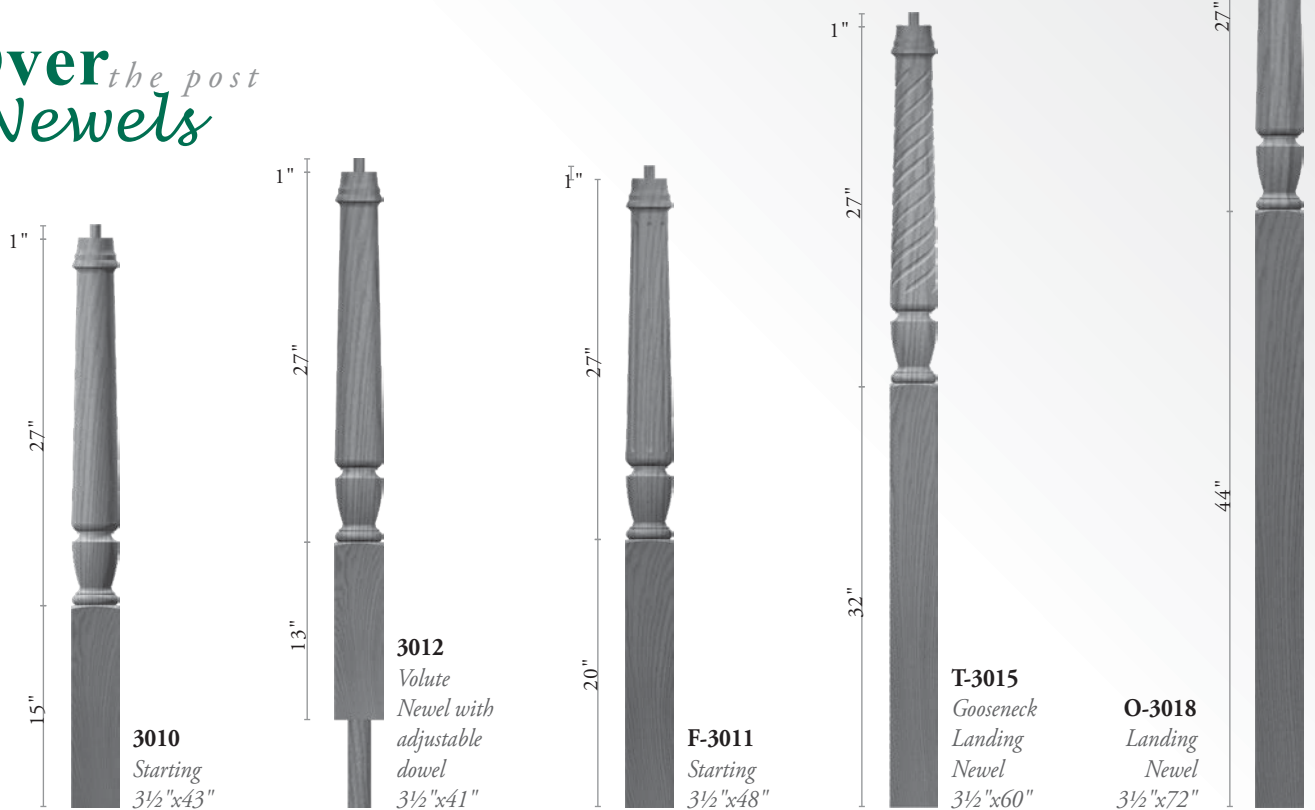
Bunker Hill *stairways*

Elegant Rise Balusters

Bunker Hill Elegant Rise Balusters come standard with Pin-EZ Dowels for efficient installation.



Over *the post* Newels



Georgia stairways

SUGGESTED STYLES FOR GEORGIA:

HANDRAIL...

Available in solid and bending.



6210...2 $\frac{3}{8}$ "x2 $\frac{3}{8}$ "



6519...3"x2 $\frac{3}{8}$ "



6710...2 $\frac{3}{4}$ "x2 $\frac{3}{8}$ "



6910...2 $\frac{3}{8}$ "x2 $\frac{3}{8}$ "

FILLET...



134... $\frac{1}{4}$ "x1 $\frac{3}{4}$ "



6007... $\frac{1}{4}$ "x1 $\frac{3}{4}$ "

SHOERAIL...



6006...1" x 3 $\frac{1}{8}$ "
plowed 1 $\frac{3}{4}$ "

PROFILES...


Plain

Fluted

Twisted

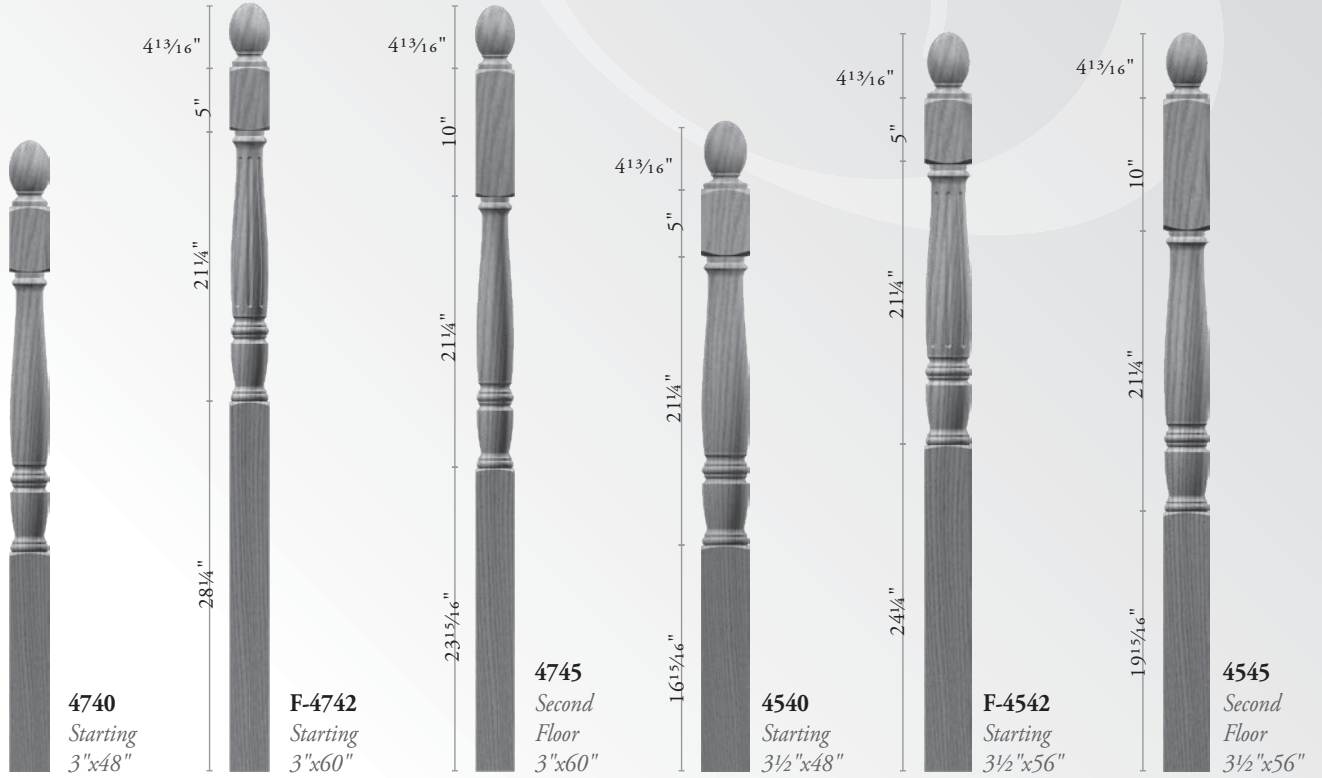
Octagonal

Structural Rise Balusters

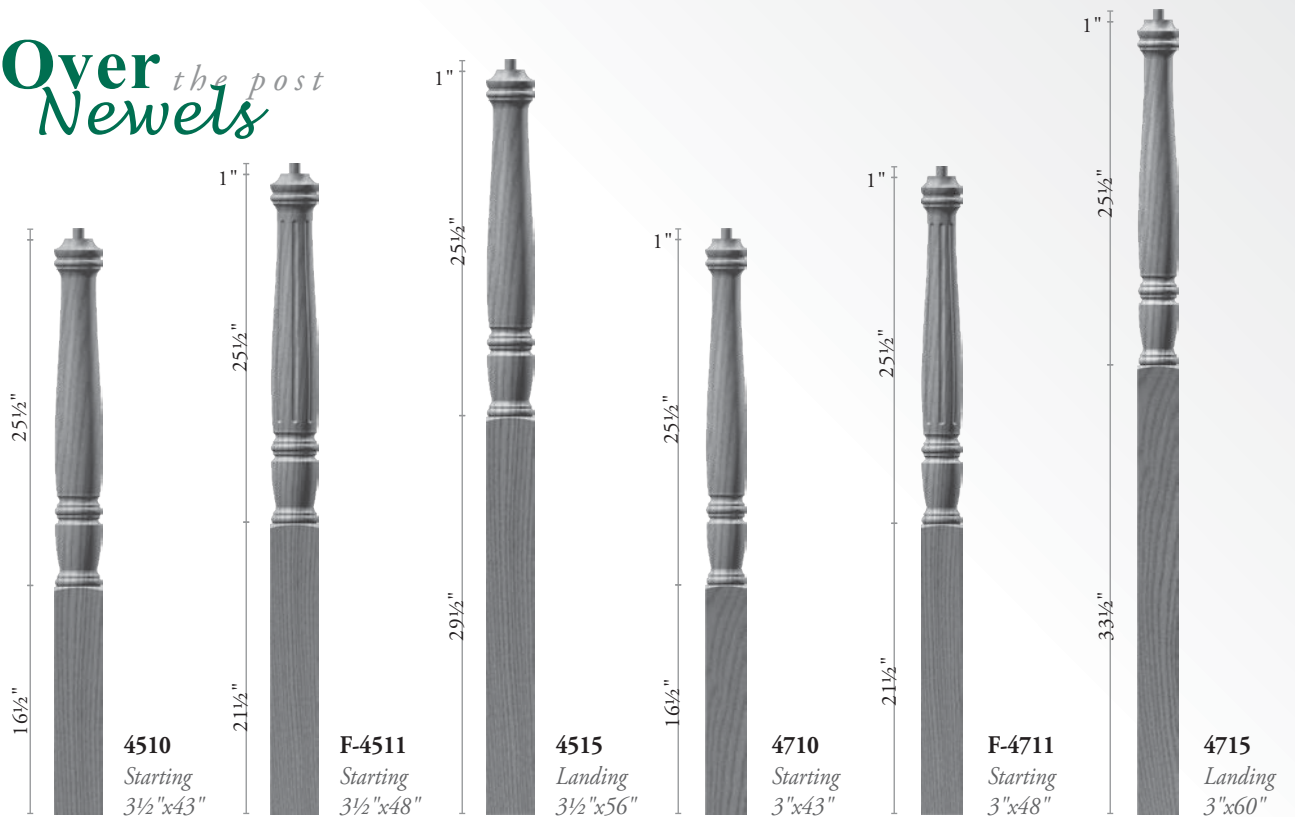


Georgia *stairways*

Post *to post* Newels



Over *the post* Newels



Hampton stairways


SUGGESTED STYLES FOR HAMPTON:

HANDRAIL...

Available in solid, plowed and bending.



FILLET...




PROFILES...

Plain
Octagonal*
** on 1¾" only*

SHOERAIL...





Structural Rise Balusters




Hampton *stairways*

Elegant Rise Balusters

Hampton Elegant Rise Balusters come standard with Pin-EZ Dowels for efficient installation.



Over *the post* Newels



Hampton stairways

Post to post Newels

4300
Starting
3"x48"

4304
[shown]
Starting
3"x60"

• • •
4308
Landing
3"x72"

4303
Second Floor
3"x60"

4305
Intermediate
Landing
3"x60"

4300LT
Starting
3"x48"

4304LT
Landing
3"x60"

4500
[shown]
Starting
3 1/2"x48"

• • •
4508
Landing
3 1/2"x72"

O-4504
Starting
3 1/2"x56"

4503
Second Floor
3 1/2"x56"

4505
Intermediate
Landing
3 1/2"x56"

4500LT
Starting
3 1/2"x48"

4504LT
Landing
3 1/2"x56"

Utah stairways

SUGGESTED STYLES FOR UTAH:

HANDRAIL...

Available in solid, plowed and bending.



6010...2¼"x2⅜"



6210...2⅜"x2⅝"



6519...3"x2⅝"



6710...2⅜"x2⅝"



6910...2⅜"x2⅝"

FILLET...



114...¼"x1¼"



6050...¼"x1¼"



134...¼"x1¾"



6007...¼"x1¾"

SHOERAIL...



6045...¾" x 2½"
plowed 1¼"



6006...1" x 3⅛"
plowed 1¾"

PROFILES...

Plain

Fluted

Octagonal*

** on 1¾" only*

Reeded

Structural Rise Balusters



2200

1¼"x36"
1¼"x42"



2215

1¼"x36"
1¼"x42"



2300

1¼"x36"
1¼"x42"



R-2315

1¾"x36"
1¾"x42"



F-2315

1¾"x36"
1¾"x42"



5311

1¼"x36"
1¼"x42"



5311

1¾"x36"
1¾"x42"

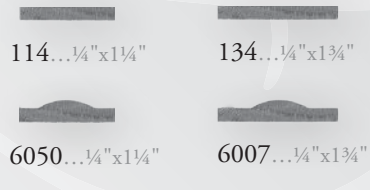
Contemporary stairways

SUGGESTED STYLES FOR CONTEMPORARY: HANDRAIL...

Available in solid, plowed and bending.



FILLET...



PROFILES...

Plain
Fluted
Chamfered

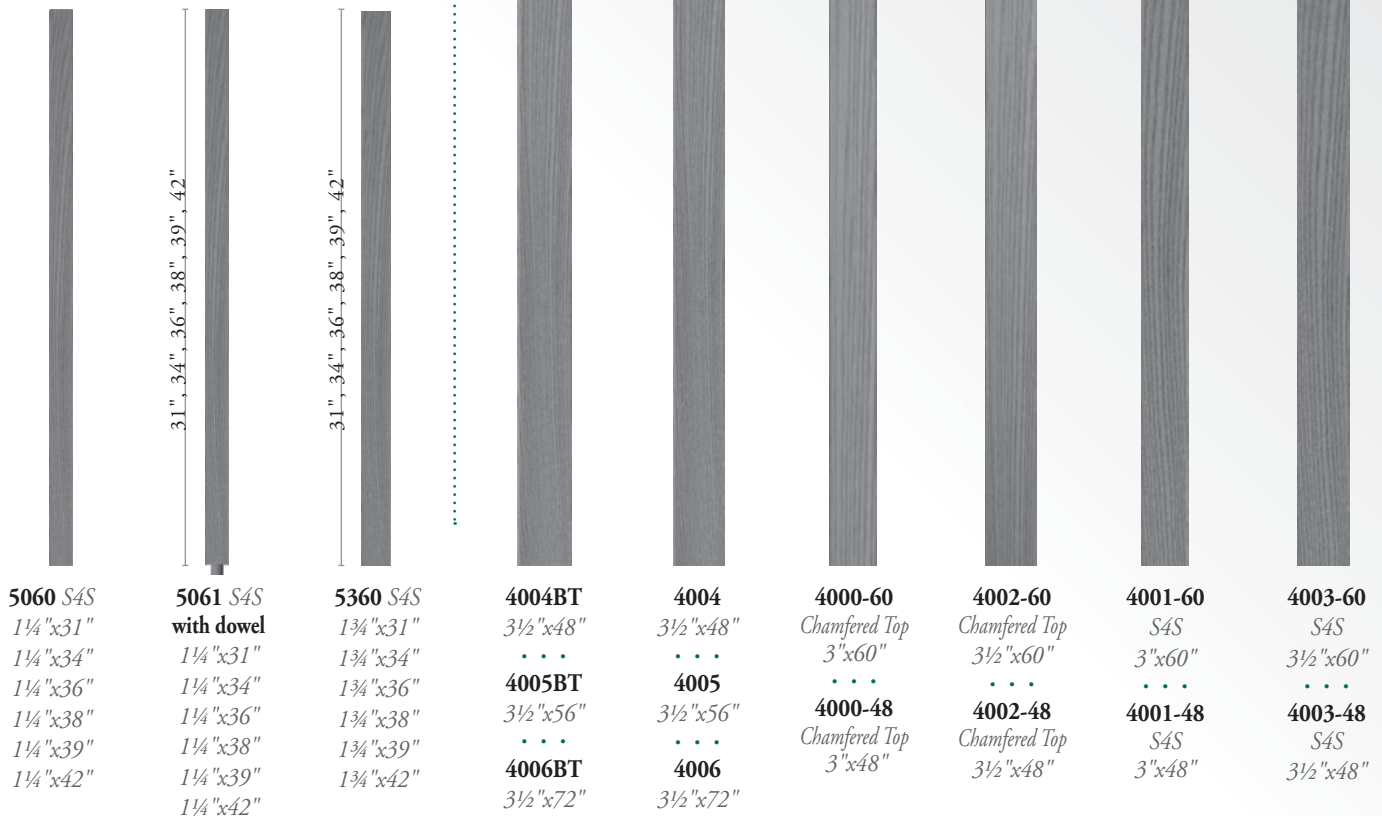
SHOERAIL...



contemporary plain

Post to post Newels


Structural Rise Balusters



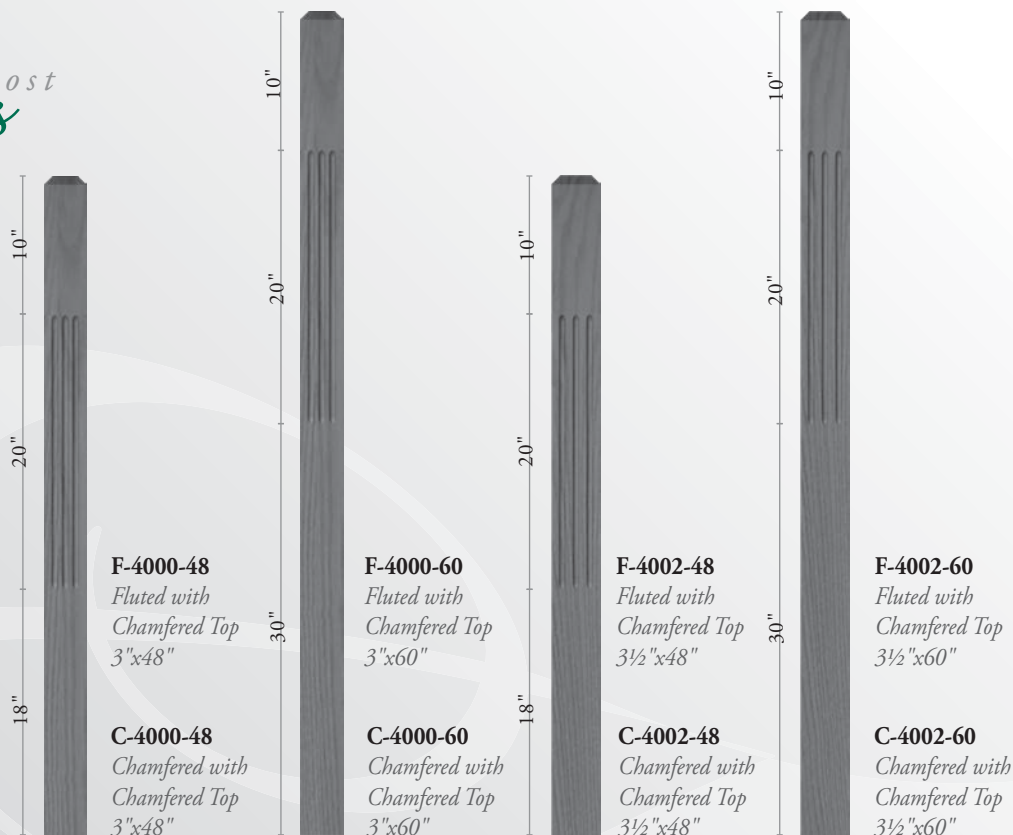
Contemporary stairways

contemporary
fluted or chamfered

Elegant Rise Balusters



Post Newels to post



Mission *stairways*

SUGGESTED STYLES FOR MISSION:

HANDRAIL...


Available in solid, plowed and bending.



6210P...2³/₈"x2⁵/₈"
Plowed 1³/₄"



6519P...3"x2⁵/₈"
Plowed 1³/₄"



6710P...2³/₄"x2⁵/₈"
Plowed 1³/₄"



6910P...2³/₈"x2⁵/₈"
Plowed 1³/₄"



6203...1⁵/₈"x5¹/₂"
* Available only in solid

FILLET...



134...1/4"x1 3/4"




6007...1/4"x1 3/4"

SHOERAIL...

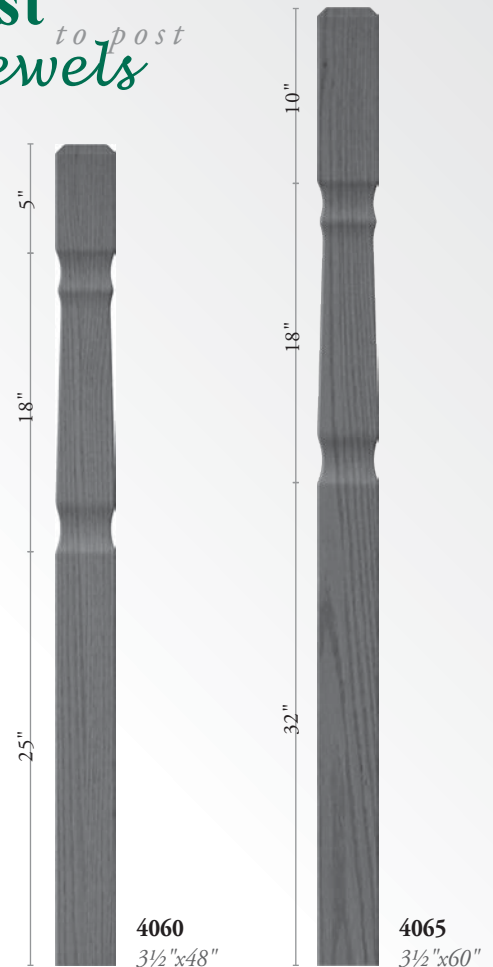


6006...1" x 3 1/8"
plowed 1 3/4"

Elegant Rise *Balusters*




Post *to post* Newels



Box Newels

stair parts

In addition to our standard line of box newels we offer custom styles in a wide variety of species.



Box Newels *stair parts*

w h e a t



w i n d m i l l



d r a g o n f l y



l i g h t h o u s e



c r o s s



**Decorative
Designs for
Flat Panel
Box Newels**



4091 Box Newel
6 1/4" x 55"
6 1/4" x 63"
6 1/4" x 72"



F-4091 Box Newel
6 1/4" x 55"
6 1/4" x 63"
6 1/4" x 72"



FP-4091 Box Newel
6 1/4" x 55"
6 1/4" x 63"
6 1/4" x 72"



RP-4091 Box Newel
6 1/4" x 55"
6 1/4" x 63"
6 1/4" x 72"



V-4091 Box Newel
6 1/4" x 55"
6 1/4" x 63"
6 1/4" x 72"



ST-4091 Box Newel
6 1/4" x 55"
6 1/4" x 63"
6 1/4" x 72"

(shown with lighthouse design)

Box Newels

stair parts



4091 Primed
 6 1/4" x 55"
 6 1/4" x 63"
 6 1/4" x 72"



4075 Primed
 3 1/2" x 66"



4375 Primed
 4 1/4" x 62"



4092 Primed
 7 1/2" x 55"
 7 1/2" x 63"
 7 1/2" x 72"


Handrail stair parts



6010
Solid
2 1/4" x 2 3/8"



6010P
Plowed 1 1/4"
2 1/4" x 2 3/8"



6010B
Bending
2 1/4" x 2 3/8"



6210
Solid
2 5/8" x 2 3/8"



6210P
Plowed 1 3/4"
2 5/8" x 2 3/8"



6210B
Bending
2 5/8" x 2 3/8"



6519
Solid
2 5/8" x 3"




6519P
Plowed 1 3/4"
2 5/8" x 3"



6519B
Bending
2 5/8" x 3"




6710
Solid
2 5/8" x 2 3/4"



6710P
Plowed 1 3/4"
2 5/8" x 2 3/4"



6710B
Bending
2 5/8" x 2 3/4"



6910
Solid
2 3/8" x 2 5/8"



6910P
Plowed 1 3/4"
2 3/8" x 2 5/8"



6910B
Bending
2 3/8" x 2 5/8"



6203
Wall Handrail
1 5/8" x 5 1/2"



6040
Round Wall Handrail
1 3/4" x 1 5/8"



6042
Oval Wall Handrail
2 1/4" x 1 1/16"



114
Fillet 1/4" x 1 1/4"



134
Fillet 1/4" x 1 3/4"



6007
Fillet 1/4" x 1 3/4"



6050...
Fillet 1/4" x 1 1/4"




6045
Shoerail 3/4" x 2 1/2"
Plowed 1 1/4"



6006
Shoerail 1" x 3 1/8"
Plowed 1 3/4"

Handrail Fittings

stair parts




-08
Coped End



-20
Tandem Cap



-19
Opening Cap



-09
Returned End



-11
Level Quarterturn



-21
Quarterturn Cap



-97-2
*2 Rise Straight
Gooseneck
with cap*



-99-2
*2 Rise Straight
Gooseneck*



-88-2
*2 Rise Straight
Gooseneck with
tandem cap*



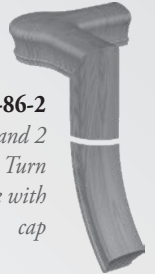
-60-2
*Left Hand
2 Rise
1/4 Turn
Gooseneck
with cap*



-65-2
*Right Hand
2 Rise
1/4 Turn
Gooseneck
with cap*



-81-2
*Left Hand 2
Rise 1/4 Turn
Gooseneck with
cap*



-86-2
*Right Hand 2
Rise 1/4 Turn
Gooseneck with
cap*



-50-2
*Left Hand 2
Rise 1/4 Turn
Gooseneck*



-55-2
*Right Hand
2 Rise
1/4 Turn
Gooseneck*



-71-2
*Left Hand 2
Rise 1/4 Turn
Gooseneck*



-76-2
*Right Hand
2 Rise
1/4 Turn
Gooseneck*




-90-2
*Left Hand
2 Rise
180° Turn
Gooseneck*



-95-2
*Right Hand
2 Rise
180° Turn
Gooseneck*

Handrail Fittings *stair parts*




-30
Left Hand Volute

-35
Right Hand Volute

**Handrail Fittings
P R E F I X E S**

Add prefix to fitting number that corresponds with handrail styles.

70-..... for 6010 handrail
 72-..... for 6210 handrail
 75-..... for 6519 handrail
 77-..... for 6710 handrail
 79-..... for 6910 handrail



-40
Left Hand Turnout

-45
Right Hand Turnout

-41
Left Hand Turnout

-46
Right Hand Turnout



-10
Starting Easing with cap



-15
Starting Easing with return end



-14-90
90° Up Easing



-12
Up Easing




-13
Overhand Easing




-16
Overhand Easing with return end


Accessories stair parts



7017
Round Rosette
3/4" x 4"



7028 Plain Bracket
11 1/2" x 8 1/8" x 5/16"




7029 Scroll Bracket
11 1/2" x 7 3/4" x 5/16"



7037
Oval Rosette
3/4" x 4 3/8" x 5 3/4"

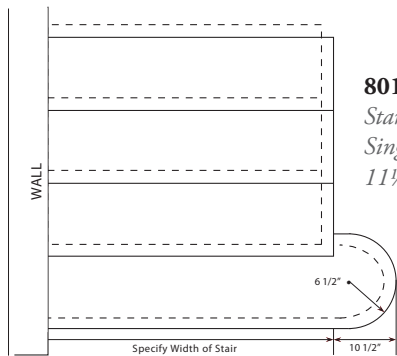


1064
Oak & Poplar Rosettes
3/4" x 4 7/16" x 6 1/2"

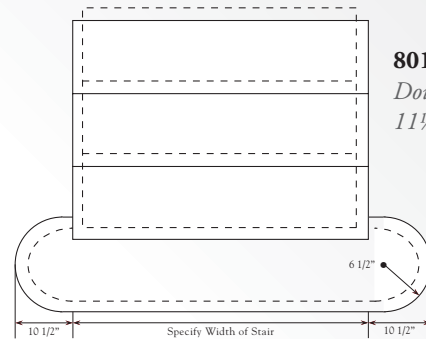


8010-2
False End and Riser
10 1/2" x 18"


8310-2
False End and Riser
11 1/2" x 18"



8010
Starting Step
Single End
11 1/2" x (varies)*



8015
Double Starting Step
11 1/2" x (varies)*



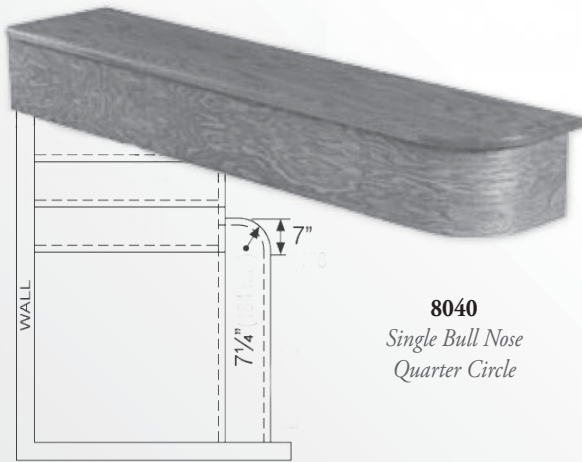
8010



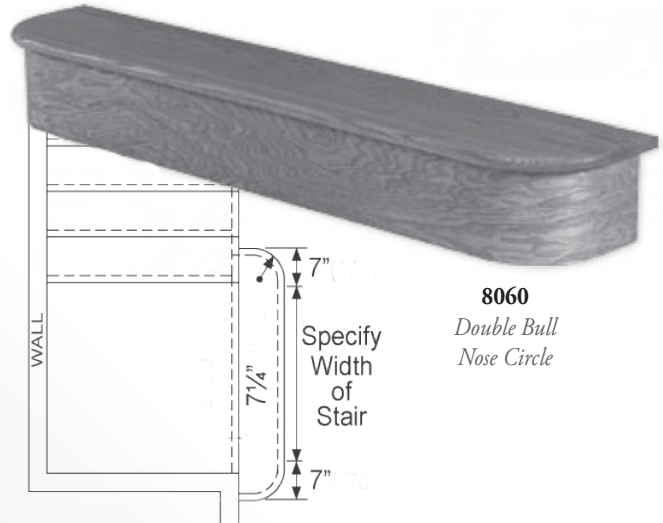
8015

Accessories

stair parts

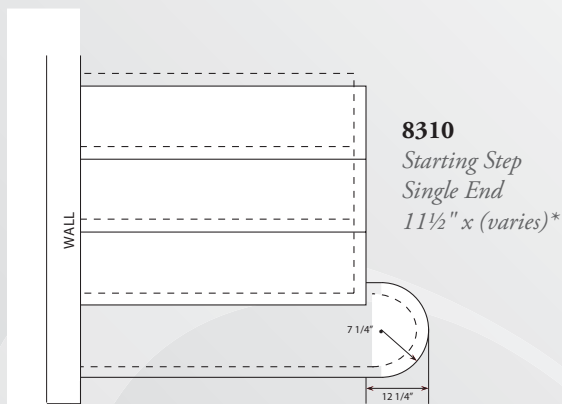


8040
Single Bull Nose
Quarter Circle

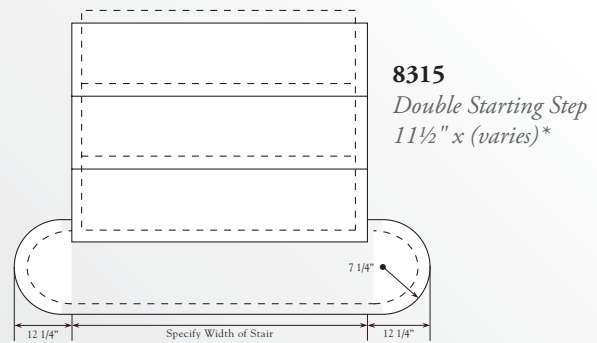


8060
Double Bull
Nose Circle


Carpet grade treads are also available.




8310
Starting Step
Single End
11 1/2" x (varies)*



8315
Double Starting Step
11 1/2" x (varies)*



8310




8315

* Available in any length.

Accessories stair parts



3000
Tapered Plug 1"



3001
Handrail Bolt
5/16" x 3 1/2"



3003
Handrail Bracket
*colors available

- Dull Chrome
- Bright Brass
- Satin Nickel
- Bright Chrome
- Antique Brass
- Satin Black
- Oil Rubbed Bronze



3004
Newel Mounting Kit
3/8" x 5" Hanger Bolt
w/ 3/4" x 1" threaded insert



3005
Keylock Fully Concealable
Newel Post Fastener
3/8" x 5" Lag Bolt
w/ 3/8" x 1 7/8" Steel Inlet Plate



3006
Newel Mounting Plate
use with 3" x 3 1/2" square newels. Includes 3/16" x 4 1/2" x 4 1/2" Steel Mounting Plate and 4 pieces of wood trim moulding



3008
16" Newel Fastener
1/2" x 16" Lag Bolt
1 1/2" Radius Washer
1/2" Hex Nut
1 1/2" Tapered Oak Wood Plug



3008-10
Sure-Tite Newel Fastener
1/2" x 10 3/4" Lag Bolt
1 1/2" Radius Washer
1/2" Hex Nut
1 1/2" Tapered Oak Polar Wood Plug



3044
Versa Tool
Locates 1/4" Dia. pilot hole on handrails and rail drops also drives 5/16" rail bolts and tightens 1/2" hex nuts.



3076
Dowel-Fast™ Screws
Use these 5/16" x 2 1/2" double-end wood screws to attach balusters to treads and landing tread.
50/pack



7001
Newel Mounting Plate
2" x 2"



7002
Pin-EZ
1/2" x 1"
use to add a pin to the end of a square baluster



7003
Threaded Insert
1/2" x 1 3/16"



7007
Double End Lag
5/16" x 3"

Treads and Risers



Plain Tread

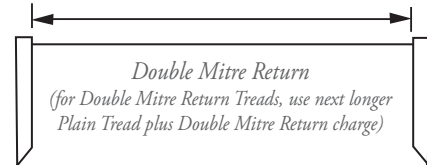
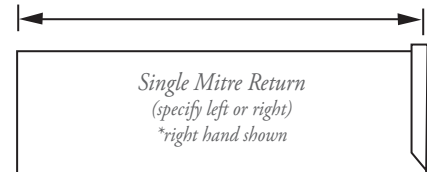
- 1036** 10 1/2" x 36"
- 1042** 10 1/2" x 42"
- 1048** 10 1/2" x 48"
- 1148** 11 1/2" x 48"
- 1154** 11 1/2" x 54"



Return Tread Right

- 1048R** 10 1/2" x 48"
 - 1148R** 11 1/2" x 48"
- Return Tread Left*
- 1048L** 10 1/2" x 48"
 - 1148L** 11 1/2" x 48"

Mitre Return Tread Specifications



8072


13 7/8" x 5 1/4"

Closed False Tread Kit
w/ Riser



8076

8" x 6" x 1/2"
False Riser




8090

3 1/2" Landing Tread
(Random Length)

8090-5

5 1/2" Landing Tread
(Random Length)



8079

Unassembled False Tread
Kit w/Riser

Tread: 11" x 6" x 1/2"
Riser: 8" x 6" x 1/2"

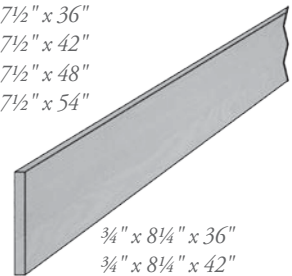


8090-7

7 1/4" Landing Tread
(Random Length)

Riser

- 3/4" x 7 1/2" x 36"
- 3/4" x 7 1/2" x 42"
- 3/4" x 7 1/2" x 48"
- 3/4" x 7 1/2" x 54"




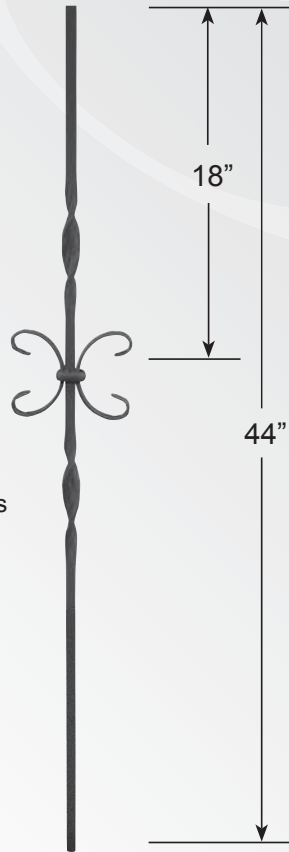
- 3/4" x 8 1/4" x 36"
- 3/4" x 8 1/4" x 42"
- 3/4" x 8 1/4" x 48"
- 3/4" x 8 1/4" x 54"

Iron Balusters *measurement tips*

1/2" Square



- StairTrends iron balusters are 44" in length with details centered 18" from the top unless noted.
- Cut as needed from the bottom.
- Most square balusters have a domed top to the baluster for easy installation into the handrail.
- Standard balusters are 1/2" x 1/2".
- Hammered series balusters are 9/16" x 9/16".
- Mega Square series are 3/4" x 3/4" and Venetian Round is 5/8" diameter.



Detail centered 18" from top







M39944

14 7/8" W at scroll, 9" W at base x 44" H

Baluster Series	Height	Page
Belly Posts	40"	78
Collarless	41"	78
M40840	40"	74
M55541	41"	73
RenPanel	42"	73

Finishes

To specify you type of finish, add the letter code after each item number.

					
B Flat Black <i>(lightly textured)</i>	SAT Satin Black <i>(smooth finish)</i>	PC Grey Black	ABZ Antique Bronze	ORC Oil Rubbed Copper <i>(hand rubbed)</i>	ORB Oil Rubbed Bronze <i>(hand rubbed)</i>


Iron Balusters *decorative series*

More decorative panel designs at StairTrends.com



Detail centered 18" from top


M55541
17 3/4" W x 41" H



1/2" Square

RENPANEL

Handrail Bracket *matching accessories*



3011-ABZ
ABZ Antique Bronze
(textured)

3012-PC
PC Grey Black
(textured)

3013-B
B Flat Black
(lightly textured)

3016-SAT
SAT
Smooth Satin Black

3018-ORC
ORC
Oil Rubbed Copper

3019-ORB
ORB
Oil Rubbed Bronze

Iron Balusters

Designer Balusters & Panels

1/2" Square

4" diameter

6"

M40144 M40244 M40840* M41144

ME03 ME07 ME07PB US05 ME07PS

4" diameter Designer Medallion inserts include a front and back that screw together. ME07B is a painted gold finish. All other designs are flat black.

1knuc44 2knuc44 2knuc1bask44

The top of these balusters are squared, not domed • Designer Series is available in Flat Black only

Knuckles

for use with the PLA44 Plain Baluster



AK01
Adjustable Knuckle
1 1/2" x 2"



AK03
Urn
Adjustable Knuckle
1 3/8" x 1 7/8"



AK04
Fluted Deco
Adjustable Knuckle
7/8" x 6"



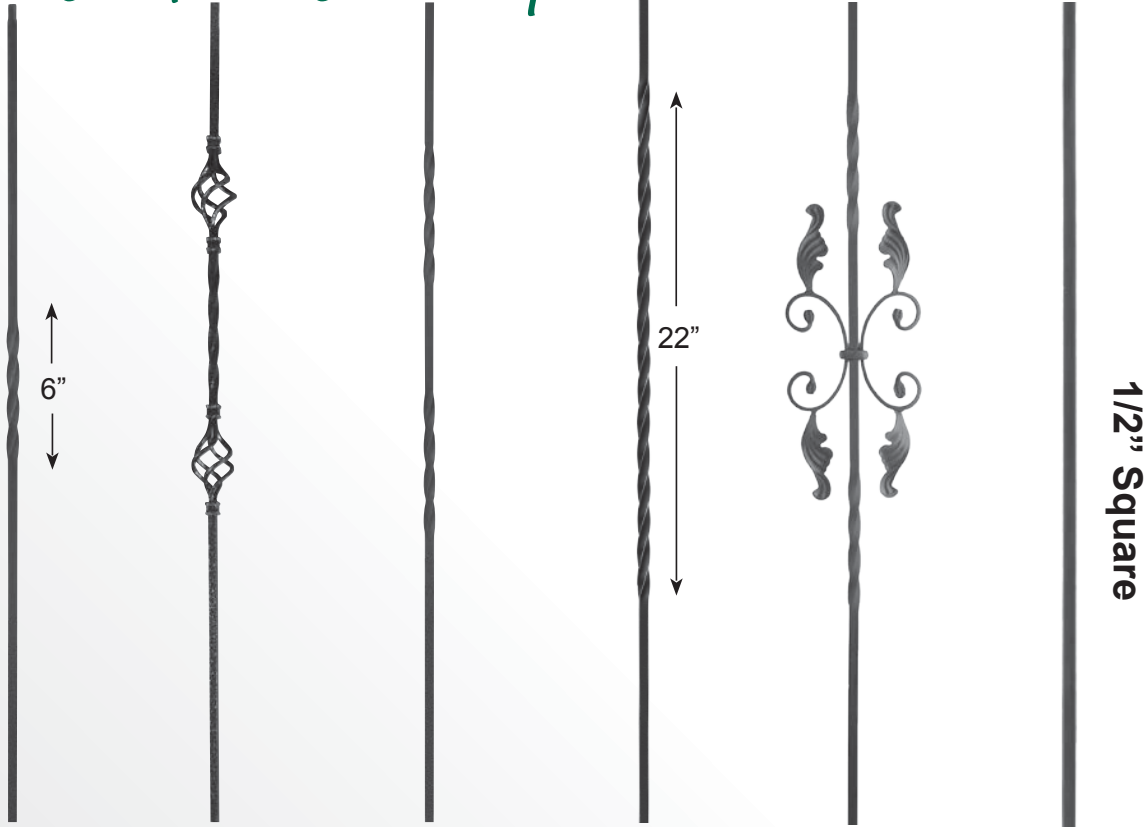
AK02
Fluted Barrel
Adjustable Knuckle
1 1/2" x 1 1/2"



AK05
Tall Barrel
Adjustable Knuckle
1 3/8" x 2 1/4"

Iron Balusters

Twist & Basket Square




1BASK44 Tubular* **1TW44** Tubular* **2BASK44** Tubular* **2TW44** Tubular* **1TW22** Tubular* **M34044** Solid **PLA44** Tubular*


Domed tops and Squared bottoms

Iron Shoes for 1/2" Square Balusters


Iron Shoes	Page
Universal Square	78
9/16" Square	79
All Round	82
3/4" Mega Square	84




FSH01
Available in all finishes
1 1/2" Square




M020
Available in B, SAT,
PC, ABZ finishes
1 7/8" Square



SCR04
Available in all finishes
2 1/2" x 1 1/2"



M06
Available in all finishes
1 3/8" Square



M022
Available in B, PC
finishes
2" Square



PSH02
Available in all finishes
1 1/4" Square

Finishes: B (Flat Black), SAT (Satin Black), PC (Grey Black), ABZ (Antique Bronze), ORC (Oil Rubbed Copper), ORB (Oil Rubbed Bronze).
FSH01, M06, & PSH02 are shipped in aluminum for easy installation. All other shoes are iron.

Iron Balusters

Scroll & Unique Square

1/2" Square



M301



M501



M601



M321



M331
N/A in "PC"



MDS



MSS



Knot44
"B" & "ANZ"



Wave44



Iron Balusters

Ribbon Square




1RIB44



2RIB44




M8044



Butterfly 7" W x 6 1/2" L

M19044



Butterfly 7" W x 6 1/2" L

M20044

1/2" Square

Installation Products



A501K
Fast Setting Epoxy Kit
includes 5 oz. A-7 epoxy,
A-24 nozzle & piston for use
with standard caulking gun
(gun not included).

A24
Extra nozzle for A501K



F120
Mixing nozzle for F300



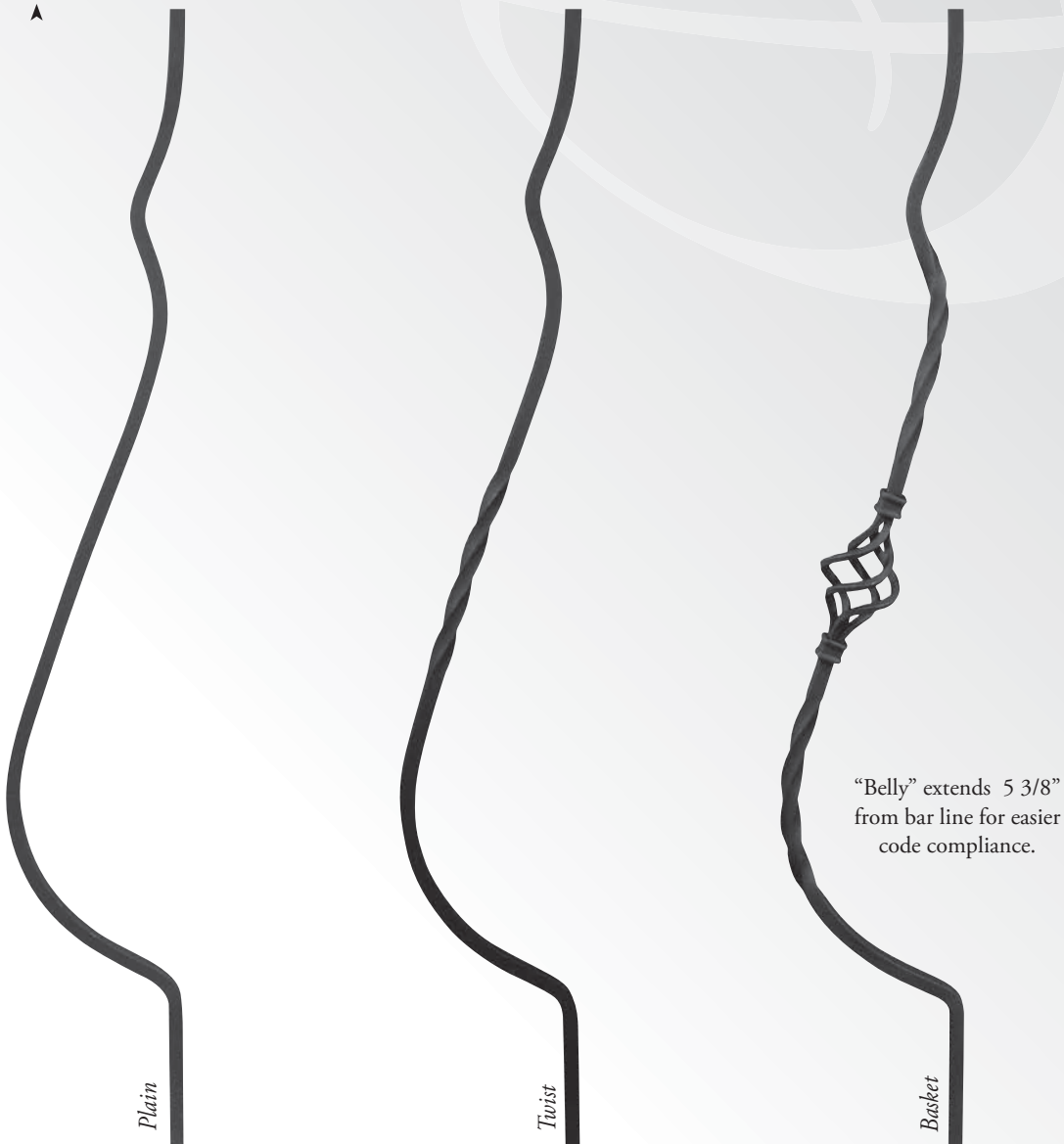
F101
Injector tool for F300 adhesive.



F300
Slow Cure Epoxy
20-30 minute work time. 11 oz.
cartridge, will install 60-80 balusters,
both ends. Mixing nozzle not includ-
ed - order F120.

Iron Baluster


Belly Square Baluster - 40"




1/2" baluster thickness - square top and bottoms

Universal Iron Shoes for 1/2" or 9/16" Square Balusters


Iron Shoes	Page
1/2" Square	78
9/16" Square	79
All Round	82
3/4" Mega Square	84




RD201
Available in all finishes
1 7/8" Diameter



SQ301
Available in all finishes
1 5/8" Square



RM020
Available in B, SAT,
PC, ABZ finishes
2" Diameter



RM201
Available in all finishes
2" Diameter



RM301
Available in all finishes
2" Diameter

Finishes: B (Flat Black), SAT (Satin Black), PC (Grey Black), ABZ (Antique Bronze), ORC (Oil Rubbed Copper), ORB (Oil Rubbed Bronze).

Iron Baluster

Gothic Hammered



Detail for M16044



Gothic Hammered bar detail



M14344



M14044



M15044




M16044

9/16" Square

9/16" baluster thickness

Iron Shoes for 9/16" Square Balusters


Iron Shoes	Page
1/2" Square	78
Universal Square	79
All Round	82
3/4" Mega Square	84



H03
Available in all finishes
1 7/8" Diameter



H06
Available in all finishes
1 5/8" Square



H020
Available in B finish
1 7/8" Diameter



H04
Available in all finishes
2 1/2 x 1 1/2"



H05P
Available in all finishes
1 1/2" Square


Finishes: B (Flat Black), SAT (Satin Black), PC (Grey Black), ABZ (Antique Bronze), ORC (Oil Rubbed Copper), ORB (Oil Rubbed Bronze).
H05P & H06 are shipped in aluminum for easy installation (finish NV excepted). All other shoes are iron.

Iron Balusters

*Sante Fe
Forged Hammered*

*Ball Forged
Hammered*

*Old English
Forged Hammered*



9/16" Square

Butterfly 7" W x 6 1/2" L

Scroll 5" W x 14.6" L

Scroll 5" W x 14.6" L

M9044 M10044 M11044 M12044 M13044 M305 M308 M310* M9044 M330* M13144 M13244

9/16" baluster thickness •

Iron Shoes

for 1/2" or 9/16" Square Balusters

Iron Shoes	Page
1/2" Square	78
Universal Square	78
9/16" Square	79
All Round	82
3/4" Mega Square	84



Forged Hammered bar detail
Detail of M13144 & M13244

Iron Balusters

Scrolled Forged Hammered

Tudor Forged Hammered



Scroll 5 1/4" W x 13 1/2" L

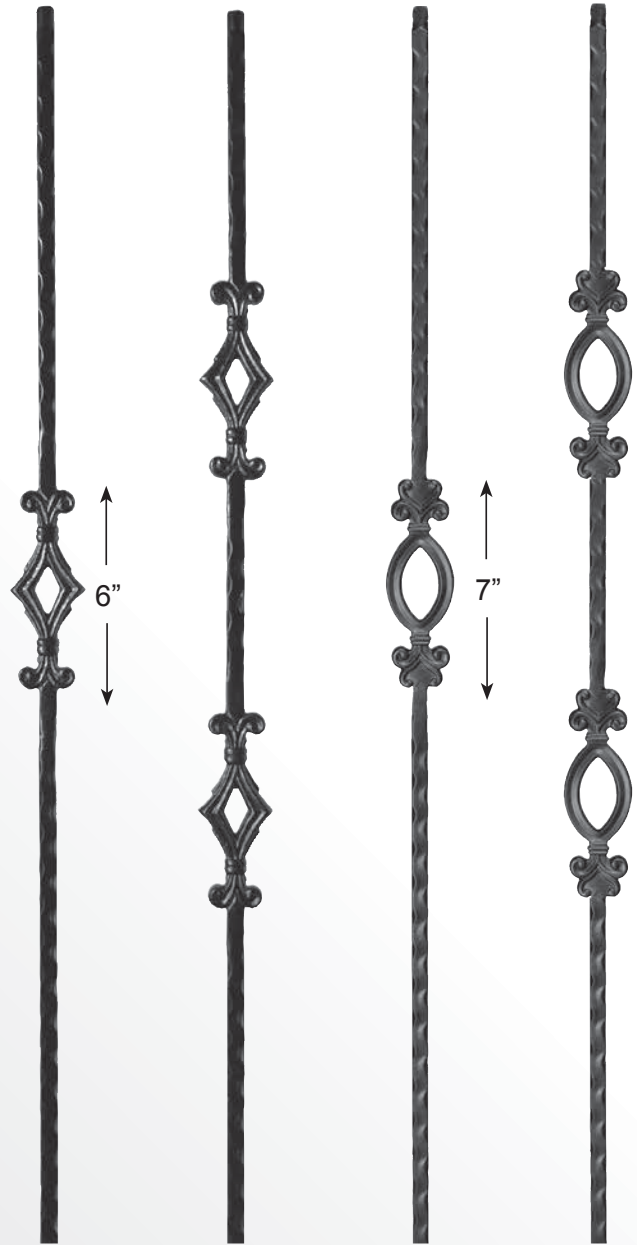
Scroll 5 1/4" W x 14 1/4" L

Scroll 5" W x 26" L

M13544

M30344

MHDS



6"

7"

9/16" Square

M13344

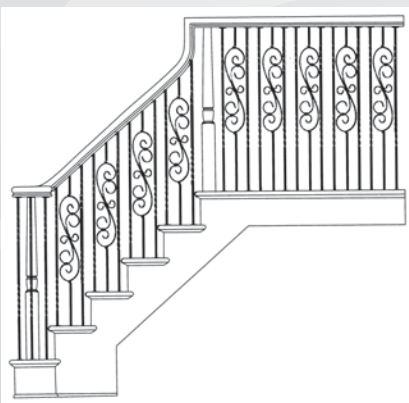
M13444

M13644

M13744

9/16" baluster thickness • Available in all finishes

9/16" baluster thickness • Available in all finishes



Detail of M13344 decorative "diamond" window



Detail of M13644 decorative "oval" window



** Call for pricing and availability on Nickel finished balusters

Iron Balusters

Roman Round

Arrow Round

1/2" Round • 9/16" Round



Round balusters have round tops & bottoms



1/2" baluster thickness (textured) • Available in all finishes

9/16" baluster thickness • Available in Flat Black finish only



Iron Shoes

for 1/2" or 9/16" Round Balusters



For 1/2" round balusters	R08F	R09P
For 9/16" round balusters	R07F	R06P
Base dimensions	1 1/2" Square	1 1/2" Square

Iron Balusters

Gothic Round



R54344 R54044 R55044
9/16" baluster thickness
Available in Flat Black finish only

Venetian



R65044 R65244 R65644 R65844
5/8" round

Matching Iron Newels



Newl-140Gothic Newlbask48 Newlrib48 Newltw48
1 3/16" newel thickness x 48" length including 1" pin top

9/16" Round • 5/8" Round • Iron Newels

Venetian



Detail of Venetian
R65044
decorative center



R10
Flat Round Shoe designed for Venetian style 2" diameter. Pitched shoe not available



Iron Newel Anchoring System

NC101
Newel Anchoring System w/shoe

- Available in 7 finishes**
- Satin Black (SB)
 - Flat Black (B)
 - Antique Bronze (ABZ)
 - Grey Black (PC)
 - Oil Rubbed Copper (ORC)
 - Oil Rubbed Bronze (ORB)

Iron Balusters

3/4" Mega Square Balusters




MegaPla Mega1TW Mega2TW Mega1bask Mega2bask MegaM501 MegaM601 Mega1Knuck Mega2Knuck

Scroll 5 1/2" W x 16" L

Scroll 5 1/2" W x 24" L

Mega Iron Shoes for 3/4" Square Balusters


Iron Shoes	Page
1/2" Square	78
Universal Square	78
9/16" Square	79
All Round	82



H03
1 1/2" Square



H06
1 1/2" Square



H020
1 3/4" Square



H04
2" Diameter



H05P
2" Square

Finishes: B (Flat Black), SAT (Satin Black), PC (Grey Black), ABZ (Antique Bronze), ORC (Oil Rubbed Copper), ORB (Oil Rubbed Bronze).

Standard & Custom Moulding



We produce a full range of standard profiles and custom mouldings in Oak, Poplar and a wide variety of hardwood species. CCM stocks core items of common moulding profiles in Oak and Poplar while other standard and custom profiles are produced to order on a job lot basis.

Many other species are available by special order.

We make custom moulding profiles from your drawings or we can match a piece of your existing moulding.

Interior Doors

We supply interior raised panel doors in custom sizes and styles in many hardwood species and moulded hardboard.

Doors are pre-hung in our shop prior to delivery.




Custom Millwork



Let us design and create custom millwork to accent your home, including:

- Stairways
- Columns
- Beams
- Moulding
- Mantels
- Arched casings

Pre-Built Stairs & Stair Parts



Pre-assembled stairs manufactured to your specifications.

Complete line of stair parts for your built-in stairways.

From the simplest step-up to the most elaborate winding stair case, we can meet your project's needs.

CARTER CUSTOM MILLWORK

A Division of the Carter Lumber Company



Authorized Dealer