



HOLMES COUNTY CRAFTSMANSHIP 2019



Holmes County Craftsmanship

· S I N C E 1 9 5 2 ·

Holmes Lumber 
The Lumberyard For Professionals

Millersburg · Sugarcreek · Canton · Dover · Dublin
Reynoldsburg · Sunbury · Lancaster · Newark · Marion

holmeslumber.com

Holmes Lumber 
The Lumberyard For Professionals

2019 CATALOG


>> TABLE OF CONTENTS

Milling Options1
Stair & Baluster System2
.....
Ohio Stairways3
Country Stairways5
Colonial Stairways8
Bunker Hill Stairways15
Georgia Stairways.....21
Hampton Stairways25
Utah Stairways32
Contemporary Stairways.....37
Mission Stairways.....42
.....
Box Newels Stairways45
Treads Stairparts.....49
Handrails, Wallrails & Fittings.....52
Accessories Stairparts62
.....
Custom Stairways.....64
Kitchen & Bath.....72
Wrought Iron Balusters75



Solid Wood Selections · Milling Options

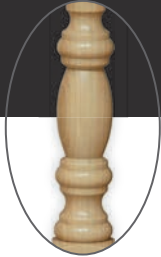
High Gloss White
Finish. Ready to install.



Prefinished
White



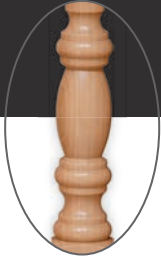
Primed



Poplar




Beech



Birch



Cherry



Hard Maple



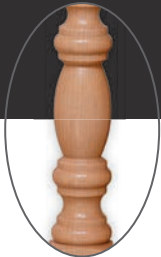
Hickory



Mahogany



Red Oak



Soft Maple



Brazilian
Cherry



Walnut



White Oak




Radiatta Pine




Alder

MILLING OPTIONS



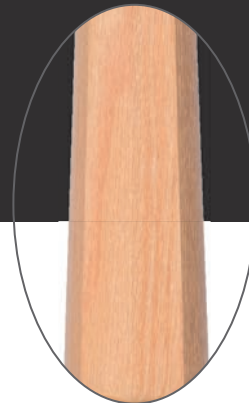
Plain



Fluted



Twisted



Octagonal



Reeded

Rising To The Occasion

Holmes Lumber has elevated the visual statement of a staircase to one of grand elegance. Today's discriminating home and business owners know that their choice of balusters is so much more than a point of detail, it is the pivotal decision that completes a carefully-planned interior design.

If ascending your staircase is to be a special occasion, rise to that occasion with **Elegant Rise** or **Structural Rise** balusters from **Holmes Lumber**.



Cambered Post to Post



Cambered Over the Post



Linear Post to Post



Elegant Rise

Elegant Rise balusters are created in sets of three for each step. Measuring 34", 38" and 42" in height, their lower one-third "base" is proportioned to create a smooth, flowing line in ascent.



Structural Rise

Structural Rise balusters are available in 5 different turning lengths: 31", 34", 36", 39" and 42", and each set has bases of identical height to emphasize individual steps in your staircase statement.



Ohio
STAIRWAYS


Over the Post Newels · Post to Post Newels · Elegant Rise Balusters



4815 3 1/2" x 60"
4811 3 1/2" x 48" [shown]



4840 3 1/2" x 48" [shown]
4842 3 1/2" x 60"
4848 3 1/2" x 72"



2715-36 1 3/4" x 36"



2715-40 1 3/4" x 40"



2715-42 1 3/4" x 42"



STANDARD FEATURES

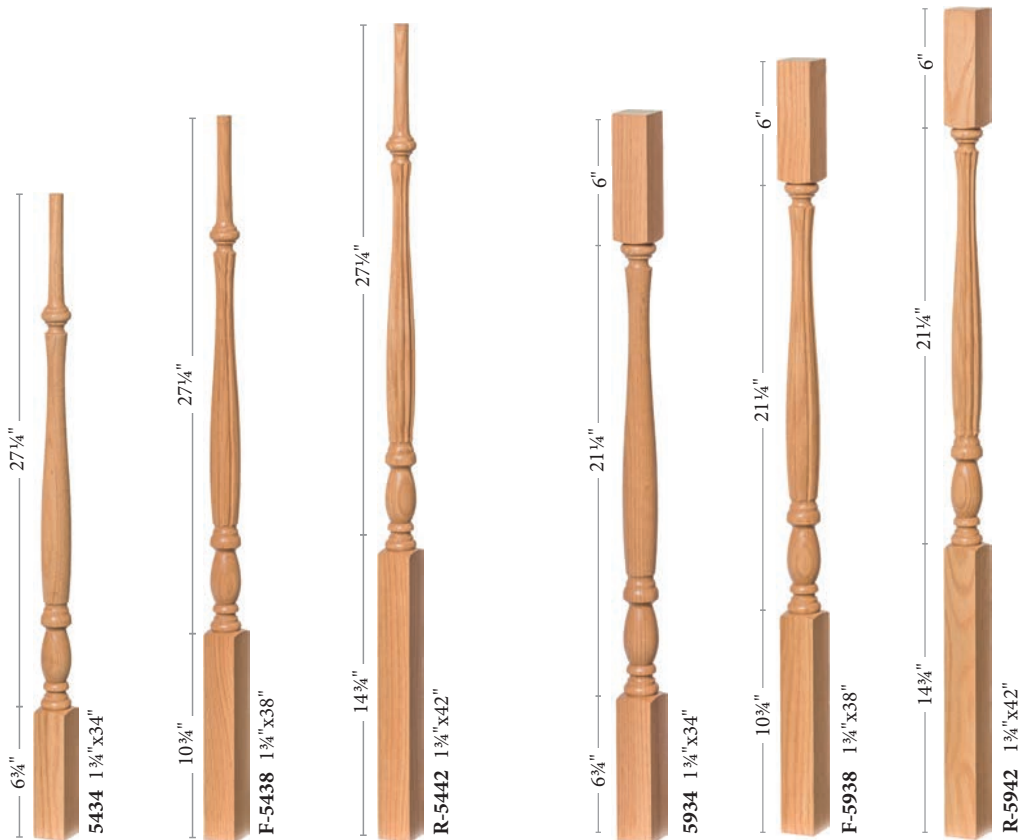




Country

STAIRWAYS

Elegant Rise Balusters



Optional FEATURES



Pin-EZ Dowels
Country Elegant Rise Balusters come standard with Pin-EZ Dowels for efficient installation.

Milling Options



Plain



Fluted




Octagonal

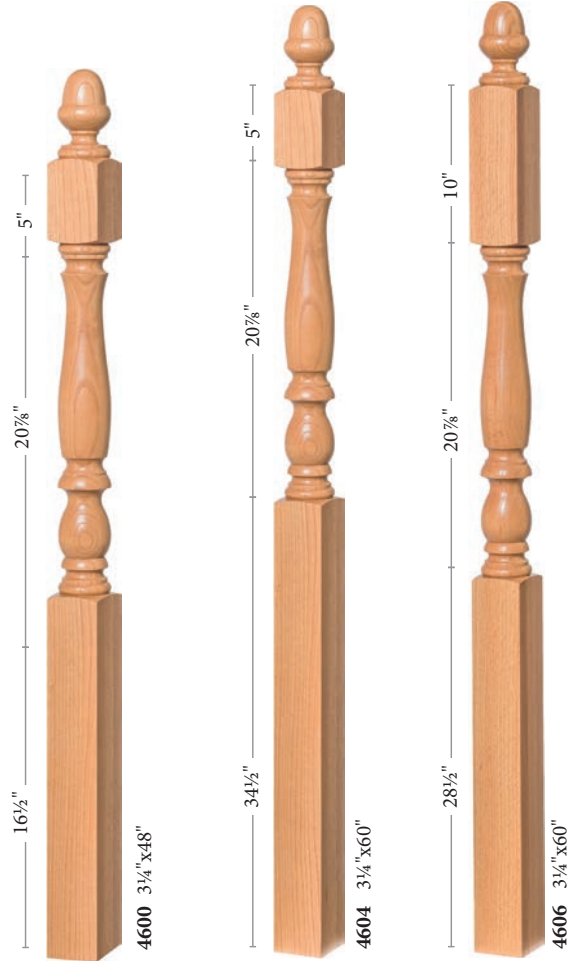



Reeded

STANDARD FEATURES



Over the Post Newels · Post to Post Newels



STANDARD FEATURES





Colonial

STAIRWAYS



Structural Rise Balusters



5141 1 1/4" x 31" - 1 1/4" x 34" - 1 1/4" x 36" - 1 1/4" x 39" - 1 1/4" x 42"



5015 1 1/4" x 31" - 1 1/4" x 34" - 1 1/4" x 36" - 1 1/4" x 39" - 1 1/4" x 42" - 1 1/4" x 44"



5025 1 1/4" x 34" - 1 1/4" x 36" - 1 1/4" x 39" - 1 1/4" x 42"




5040 1 1/4" x 34" - 1 1/4" x 36" - 1 1/4" x 39" - 1 1/4" x 42"



5067 1 1/4" x 31" - 1 1/4" x 34"



5067 1 1/4" x 36" - 1 1/4" x 39" - 1 1/4" x 42"



5241 1 3/4" x 31" - 1 3/4" x 34" - 1 3/4" x 36" - 1 3/4" x 39" - 1 3/4" x 42"



5315 1 3/4" x 31" - 1 3/4" x 34" - 1 3/4" x 36" - 1 3/4" x 39" - 1 3/4" x 42"

Milling Options



Plain



Fluted






Twisted



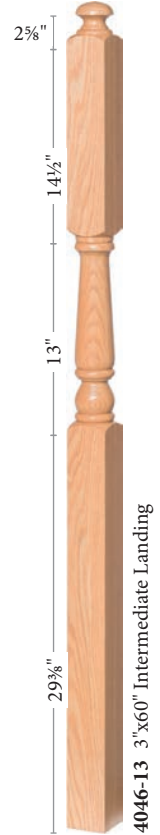

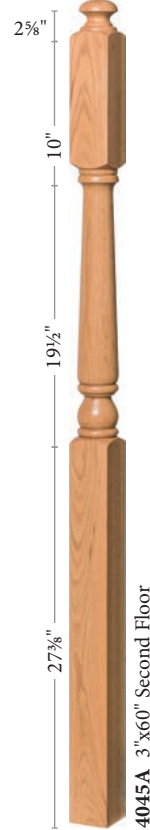
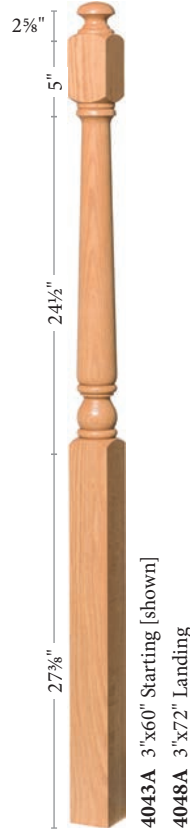
Octagonal
on 1 3/4" only

STANDARD FEATURES



Optional
FEATURES

Post to Post Newels



STANDARD FEATURES



Post Options



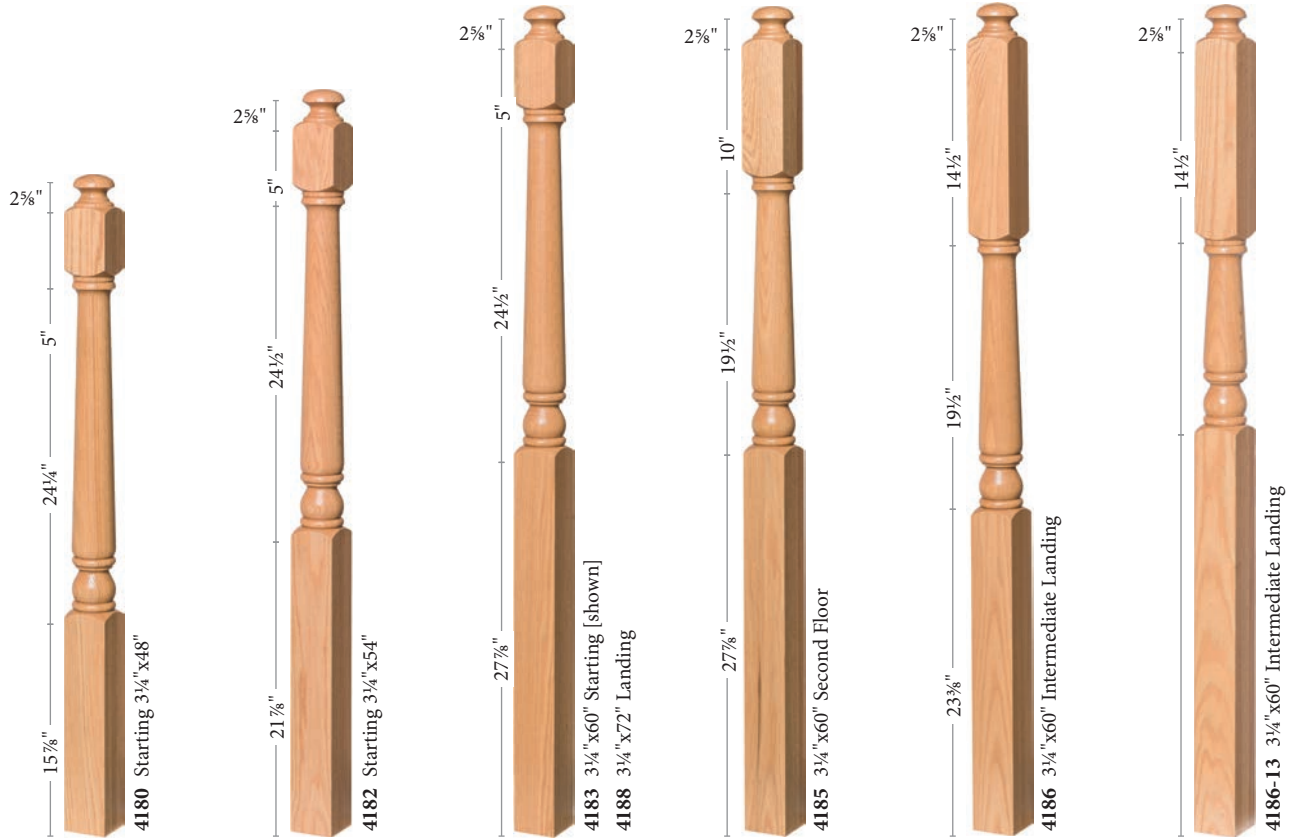
Newel Drop
4099



Ball Top

Optional
FEATURES

Post to Post Newels (cont.)



Post Options

Optional
FEATURES

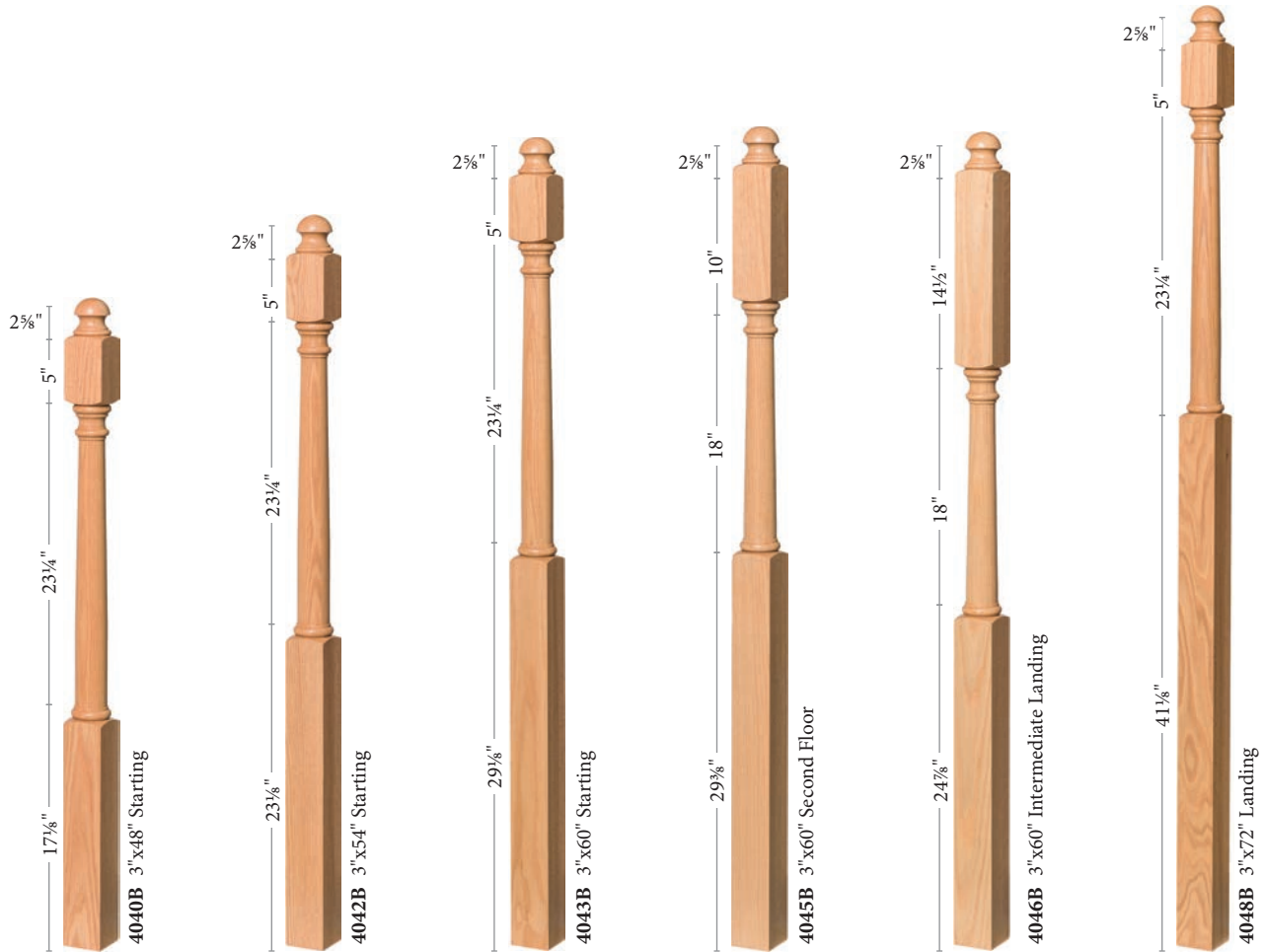


Ball Top

STANDARD FEATURES



Post to Post Newels (cont.)



STANDARD FEATURES



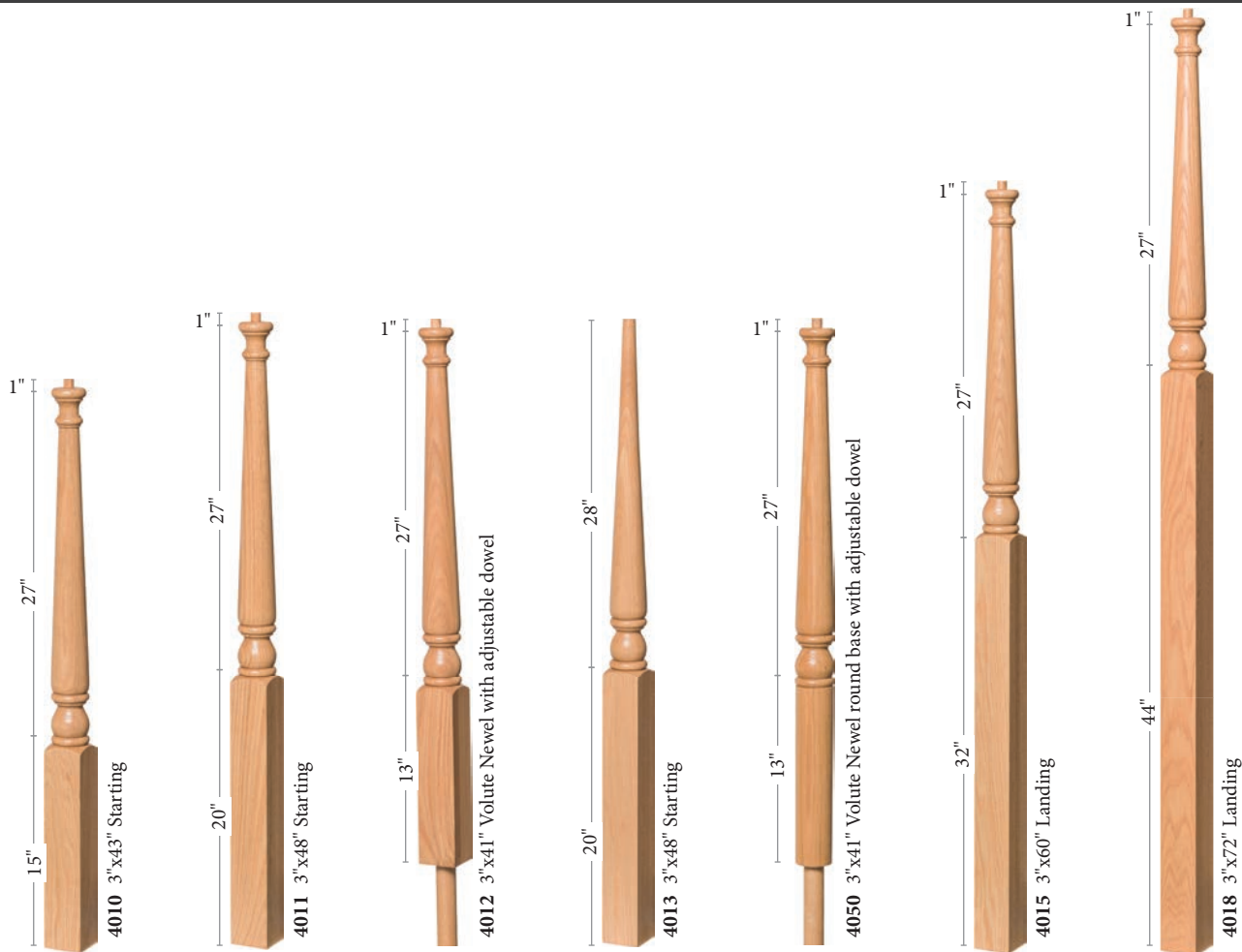
Post Options



Post to post newels on this page are available with optional Ball Top. Specify BT when ordering.

Optional
FEATURES

Over the Post Newels



STANDARD FEATURES





Bunker Hill

STAIRWAYS

Structural Rise Balusters



2005 1 3/4" x 31" (7 1/2" base) - 1 3/4" x 34" (7 1/2" base) - 1 3/4" x 36" (7 1/2" base)
1 3/4" x 39" (10 1/2" base) - 1 3/4" x 42" (13 1/2" base) - 1 3/4" x 48" (20 1/4" base)



F-2005 1 3/4" x 31" (7 1/2" base) - 1 3/4" x 34" (7 1/2" base) - 1 3/4" x 36" (7 1/2" base)
1 3/4" x 39" (10 1/2" base) - 1 3/4" x 42" (13 1/2" base) - 1 3/4" x 48" (20 1/4" base)




T-2005 1 3/4" x 31" (7 1/2" base) - 1 3/4" x 34" (7 1/2" base) - 1 3/4" x 36" (7 1/2" base)
1 3/4" x 39" (10 1/2" base) - 1 3/4" x 42" (13 1/2" base) - 1 3/4" x 48" (20 1/4" base)



O-2005 1 3/4" x 31" (7 1/2" base) - 1 3/4" x 34" (7 1/2" base) - 1 3/4" x 36" (7 1/2" base)
1 3/4" x 39" (10 1/2" base) - 1 3/4" x 42" (13 1/2" base) - 1 3/4" x 48" (20 1/4" base)



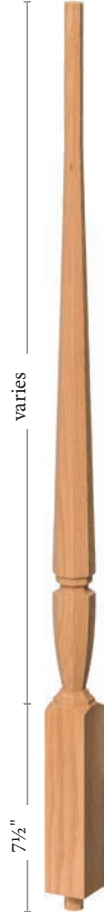
2015 1 3/4" x 31" - 1 3/4" x 34" - 1 3/4" x 36" - 1 3/4" x 39" - 1 3/4" x 42" - 1 3/4" x 48" (13 1/2" base)



F-2015 1 3/4" x 31" - 1 3/4" x 34" - 1 3/4" x 36" - 1 3/4" x 39" - 1 3/4" x 42" - 1 3/4" x 48" - 13 1/2" base




T-2015 1 3/4" x 31" - 1 3/4" x 34" - 1 3/4" x 36" - 1 3/4" x 39" - 1 3/4" x 42" - 1 3/4" x 48" (13 1/2" base)



O-2015 1 3/4" x 31" - 1 3/4" x 34" - 1 3/4" x 36" - 1 3/4" x 39" - 1 3/4" x 42" - 1 3/4" x 48" - 13 1/2" base

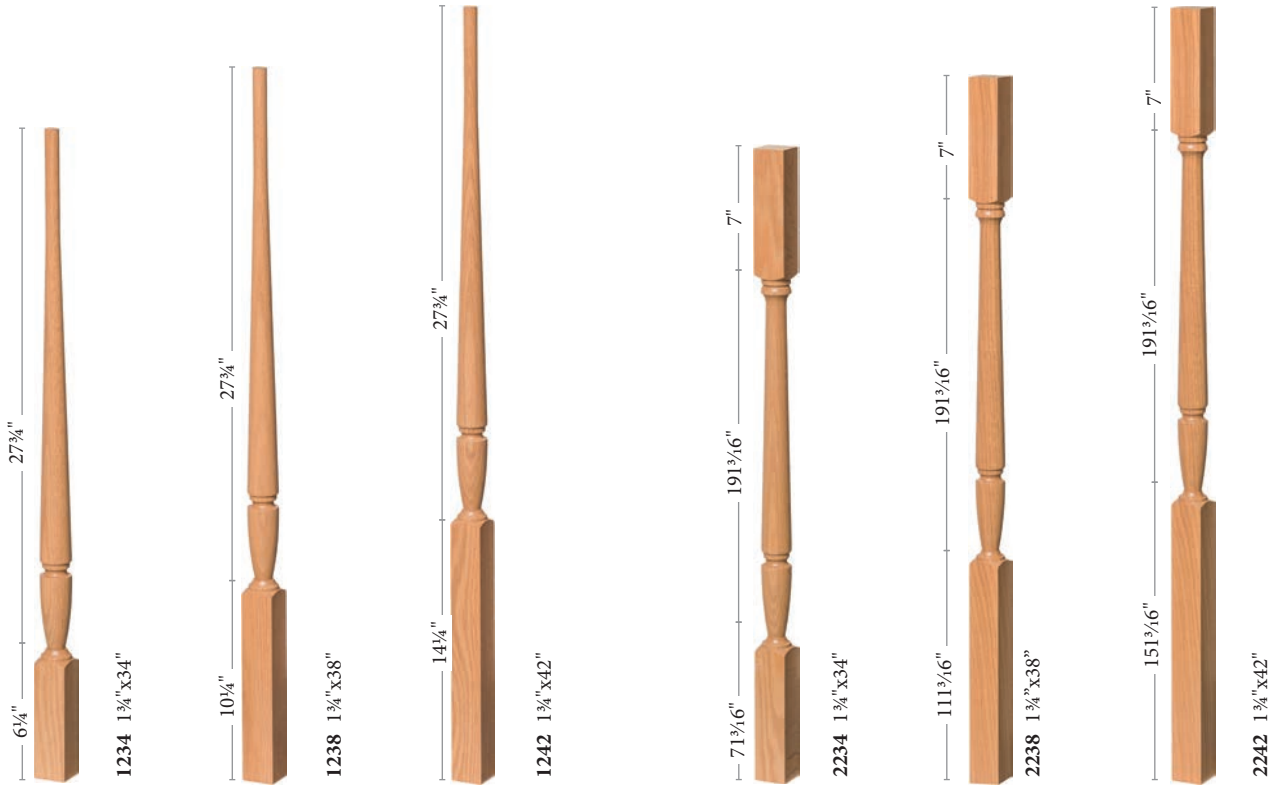
Optional FEATURES




STANDARD FEATURES



Elegant Rise Balusters



STANDARD FEATURES






Pin-EZ Dowels




Bunker Hill Elegant Rise Balusters come standard with Pin-EZ Dowels for efficient installation.

Optional
FEATURES

Post to Post Newels

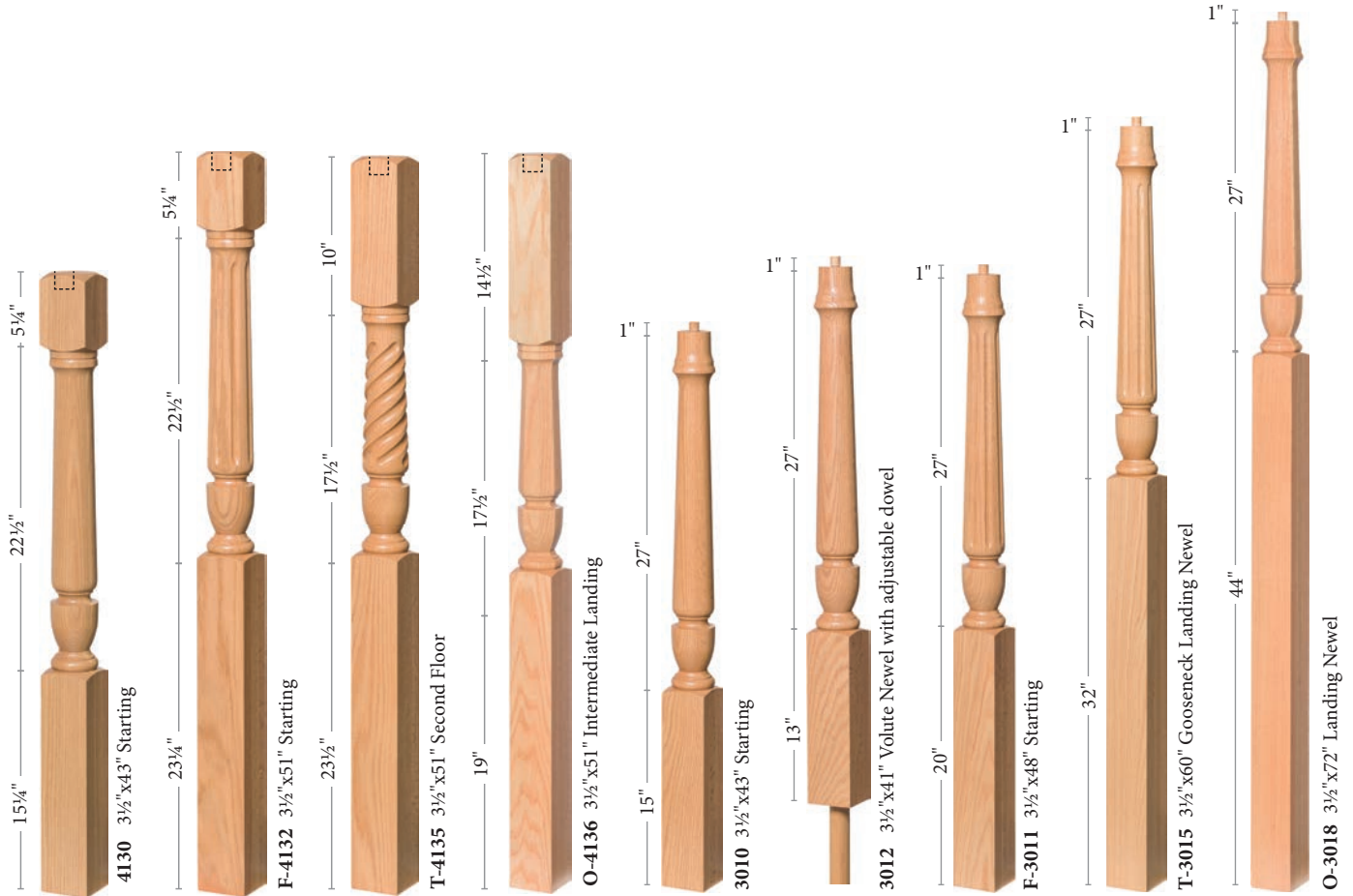


STANDARD FEATURES



Post to Post Newels · Over the Post Newels

With Interchangeable Finials (finials on page 22)



STANDARD FEATURES



INTERCHANGEABLE FINIALS



PA-410
Plain Acorn



CA-411
Carved Acorn



OCT-415
Octagon Pineapple



PP-412
Plain Pineapple



CP-414
Carved Pineapple



RCP-413
Raised Carved Pineapple




PB-416
Ball Top



Georgia

STAIRWAYS

Structural Rise Balusters



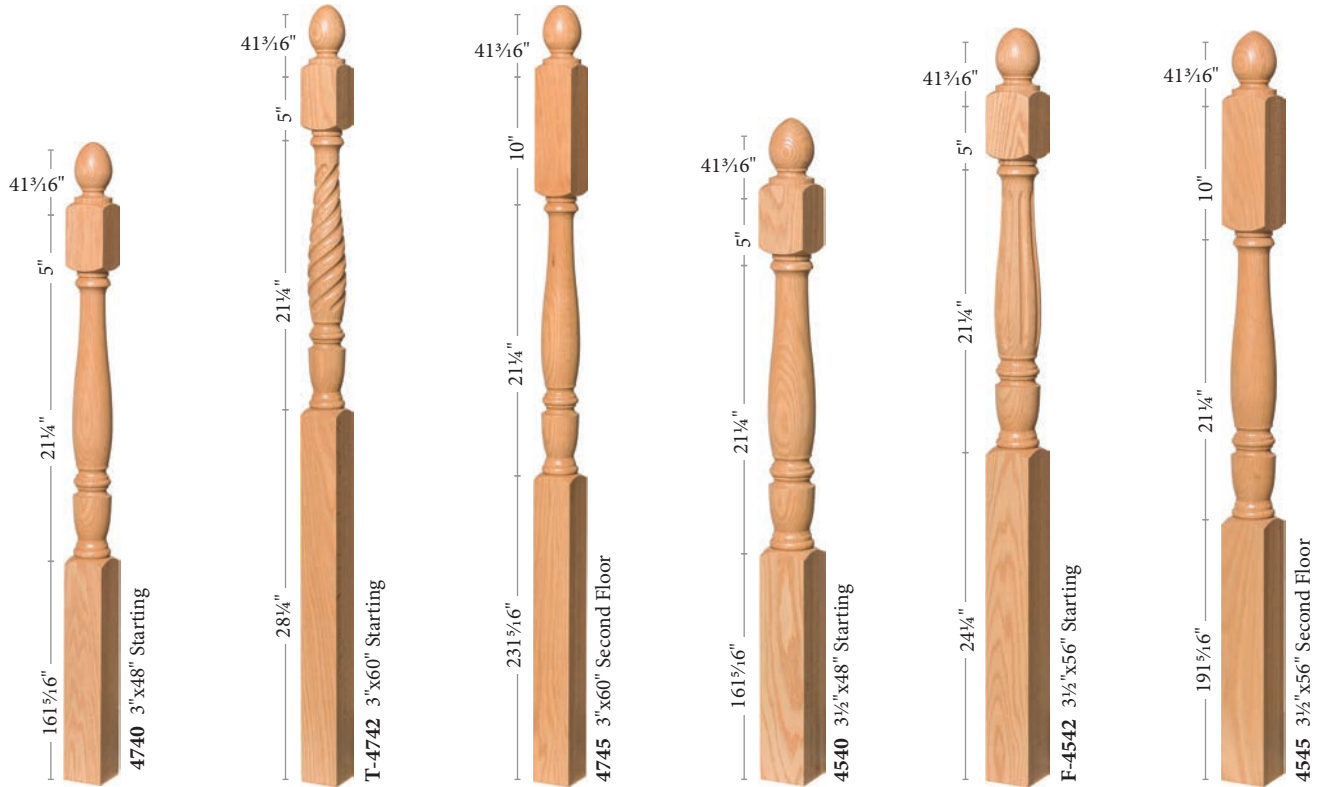
Optional FEATURES



STANDARD FEATURES








Post to Post Newels




STANDARD FEATURES



Over the Post Newels



STANDARD FEATURES

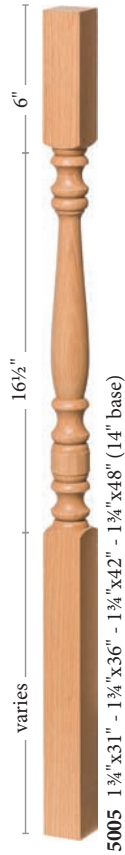





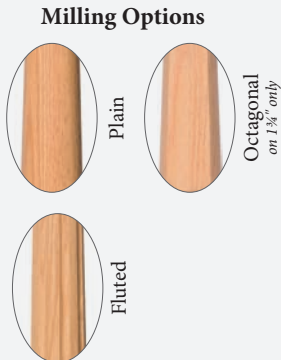
Hampton

STAIRWAYS

Structural Rise Balusters




Optional
FEATURES




STANDARD FEATURES



Elegant Rise Balusters



STANDARD FEATURES




Pin-EZ Dowels



Hampton Elegant Rise Balusters come standard with Pin-EZ Dowels for efficient installation.

Optional
FEATURES

Elegant Rise Balusters (Cont.)



Pin-EZ Dowels



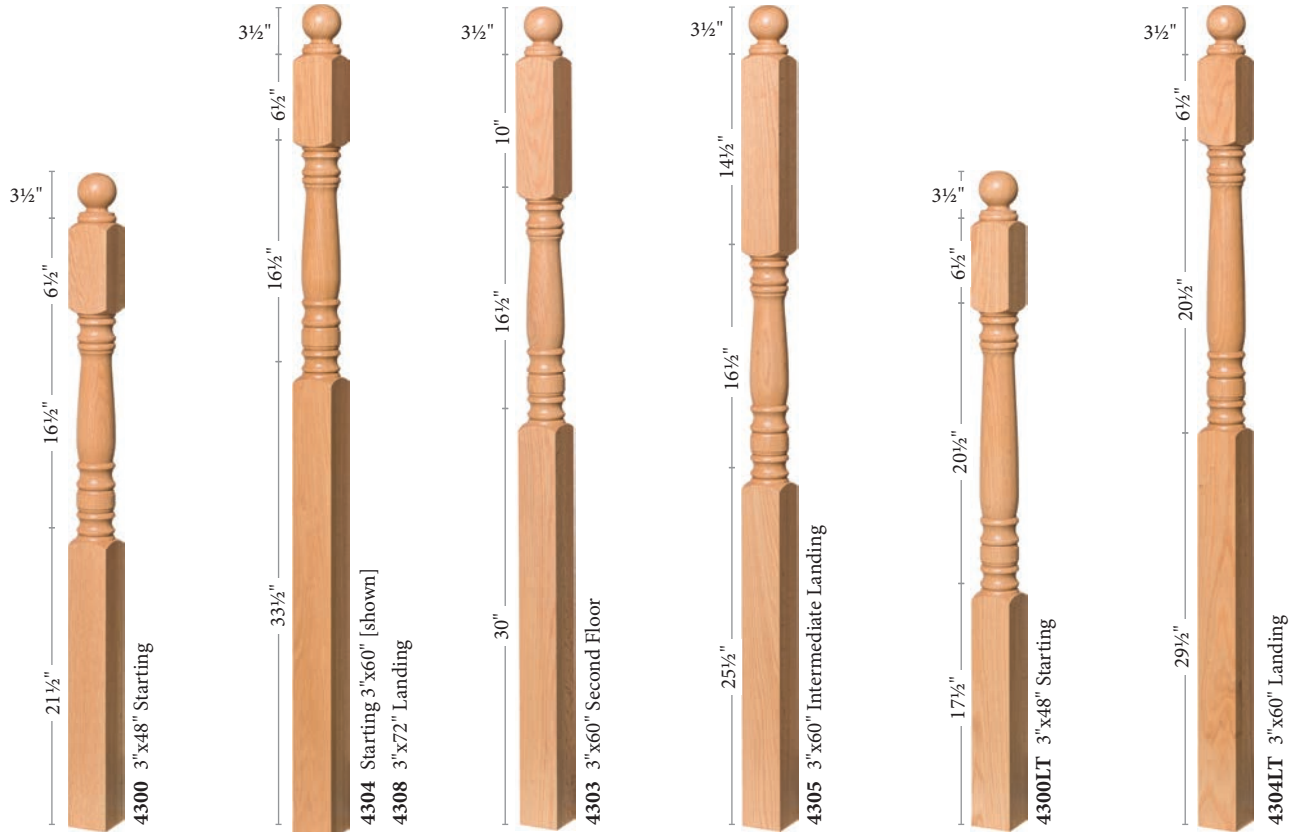
Hampton Elegant Rise Balusters come standard with Pin-EZ Dowels for efficient installation.

Optional
FEATURES

STANDARD FEATURES



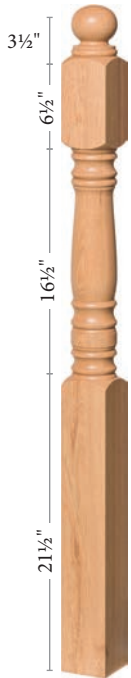
Post to Post Newels



STANDARD FEATURES




Post to Post Newels (Cont.)

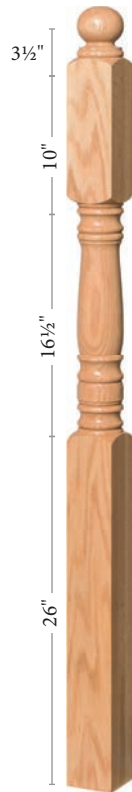


4500 3 1/2"x48" Starting [shown]

4508 3 1/2"x72" Landing




O-4504 3 1/2"x56" Starting



4503 3 1/2"x56" Second Floor



4505 3 1/2"x56" Intermediate Landing



4500LT 3 1/2"x48" Starting



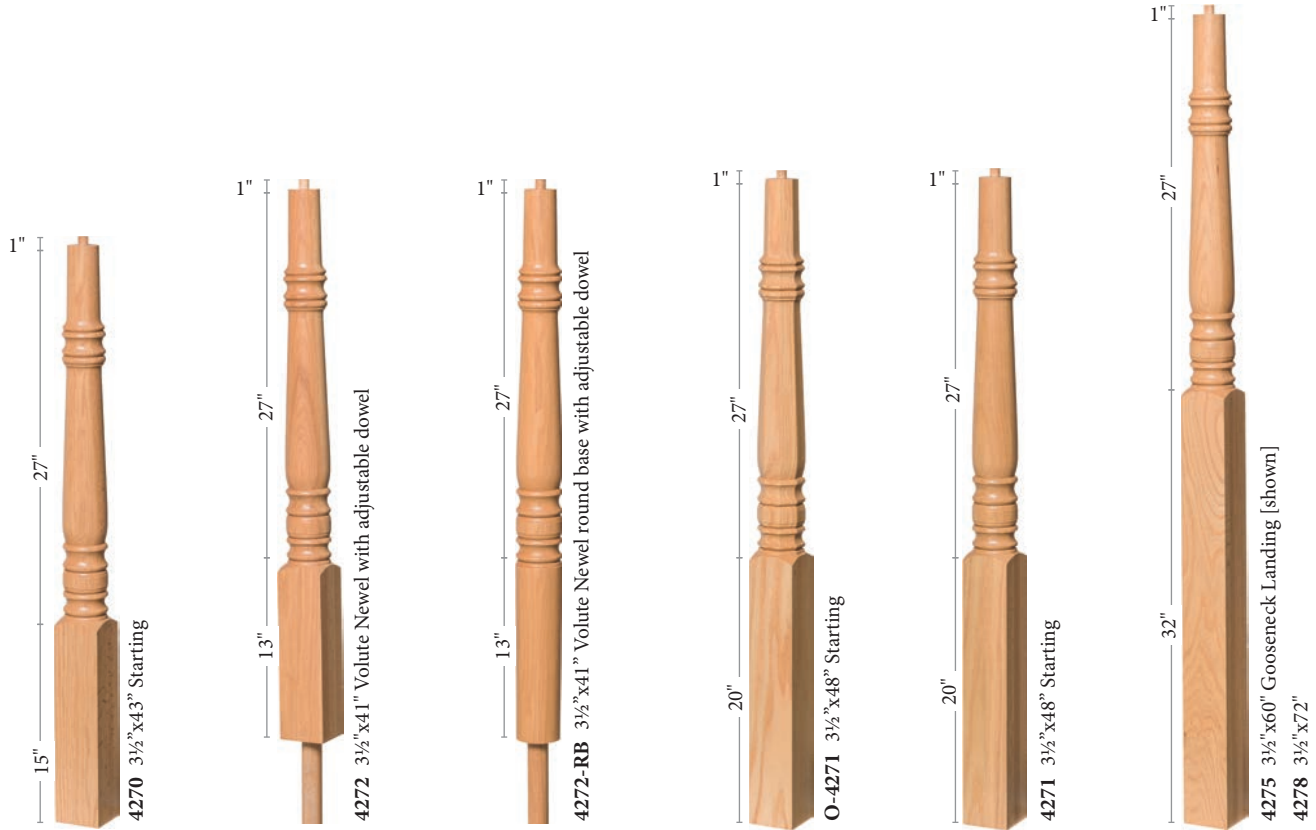
4504LT 3 1/2"x56" Landing



STANDARD FEATURES



Over the Post Newels



STANDARD FEATURES





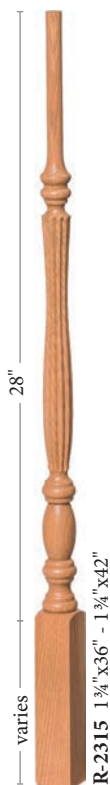

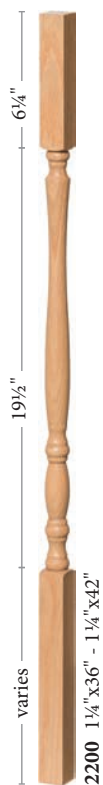


A photograph of a wooden staircase with a white balustrade and a black side table with a vase of white flowers. The staircase has a wooden handrail and white balusters. The side table is black and round, with a vase of white flowers on top. The floor is wooden.

Utah

STAIRWAYS

Elegant Rise Balusters



Milling Options



Plain



Fluted




Octagonal
on 1 3/4" only



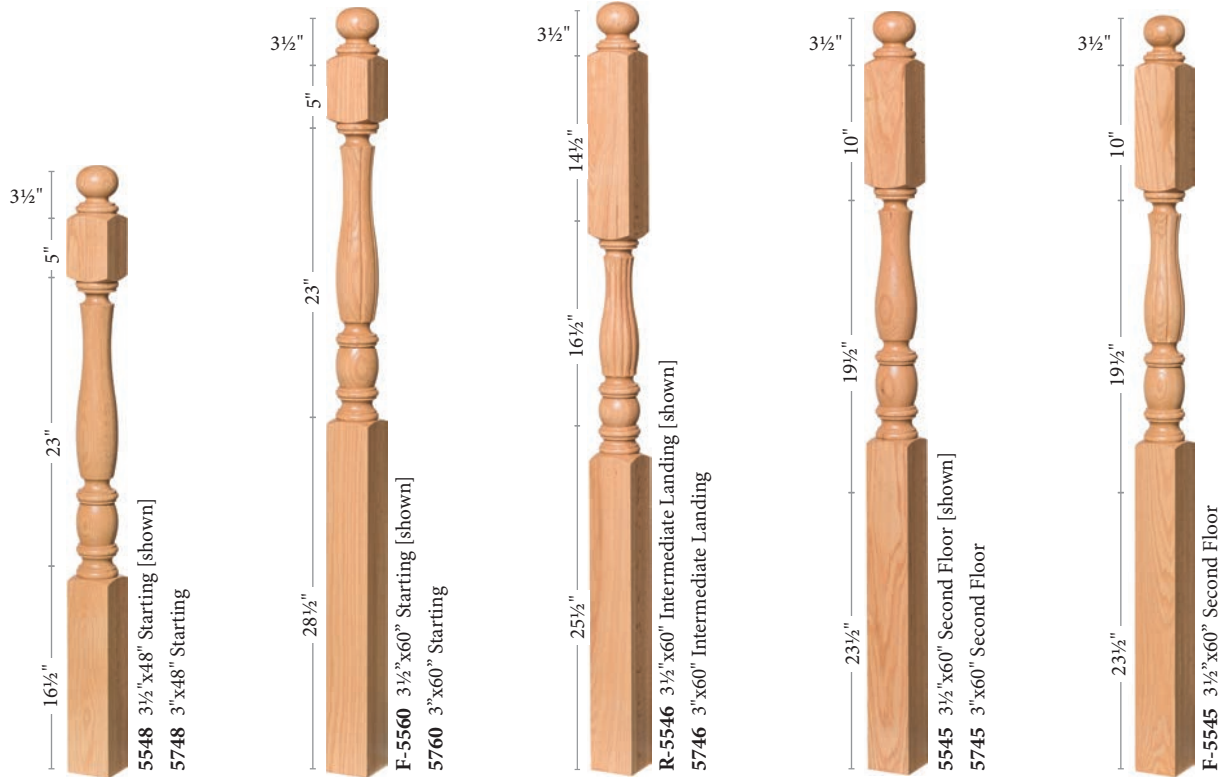
Reeded

STANDARD FEATURES



Optional
FEATURES

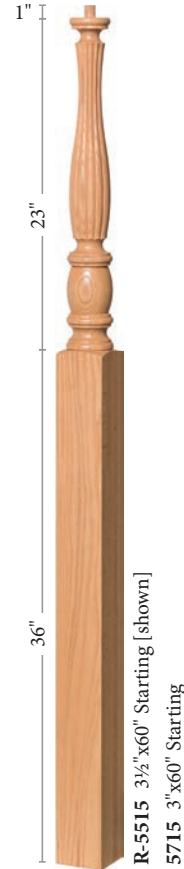
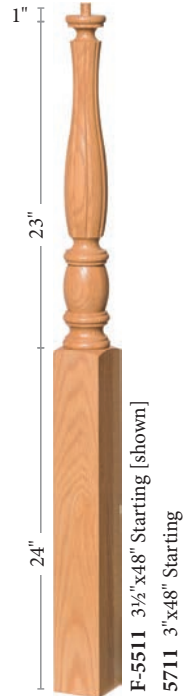
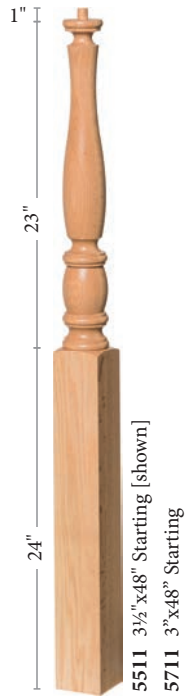
Post to Post Newels



STANDARD FEATURES



Over the Post Newels



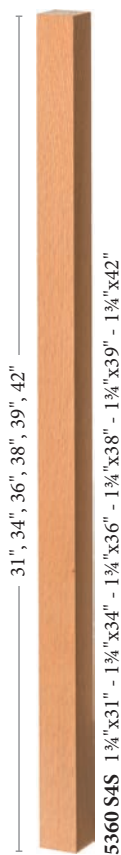
STANDARD FEATURES





Contemporary
STAIRWAYS

Over the Post Newels



4004 3 1/2"x48"

4005 3 1/2"x56"

4006 3 1/2"x72"



4000-48 3"x48" Chamfered Top



4002-48 3 1/2"x48" Chamfered Top



4001-48 S4S 3"x48"



4003-48 S4S 3 1/2"x48"

4003-56 S4S 3 1/2"x56"

Optional
FEATURES

Milling Options





Plain




Fluted

STANDARD FEATURES



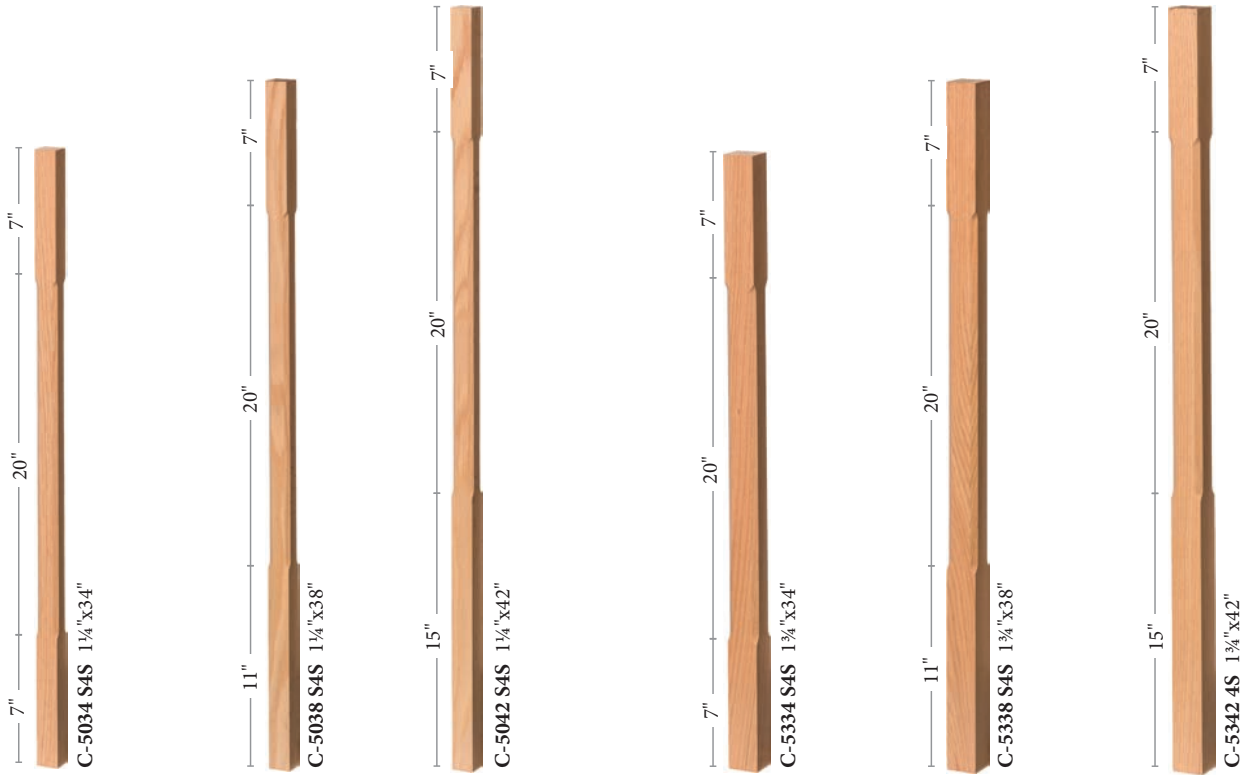
Elegant Rise Balusters · Contemporary Fluted




STANDARD FEATURES



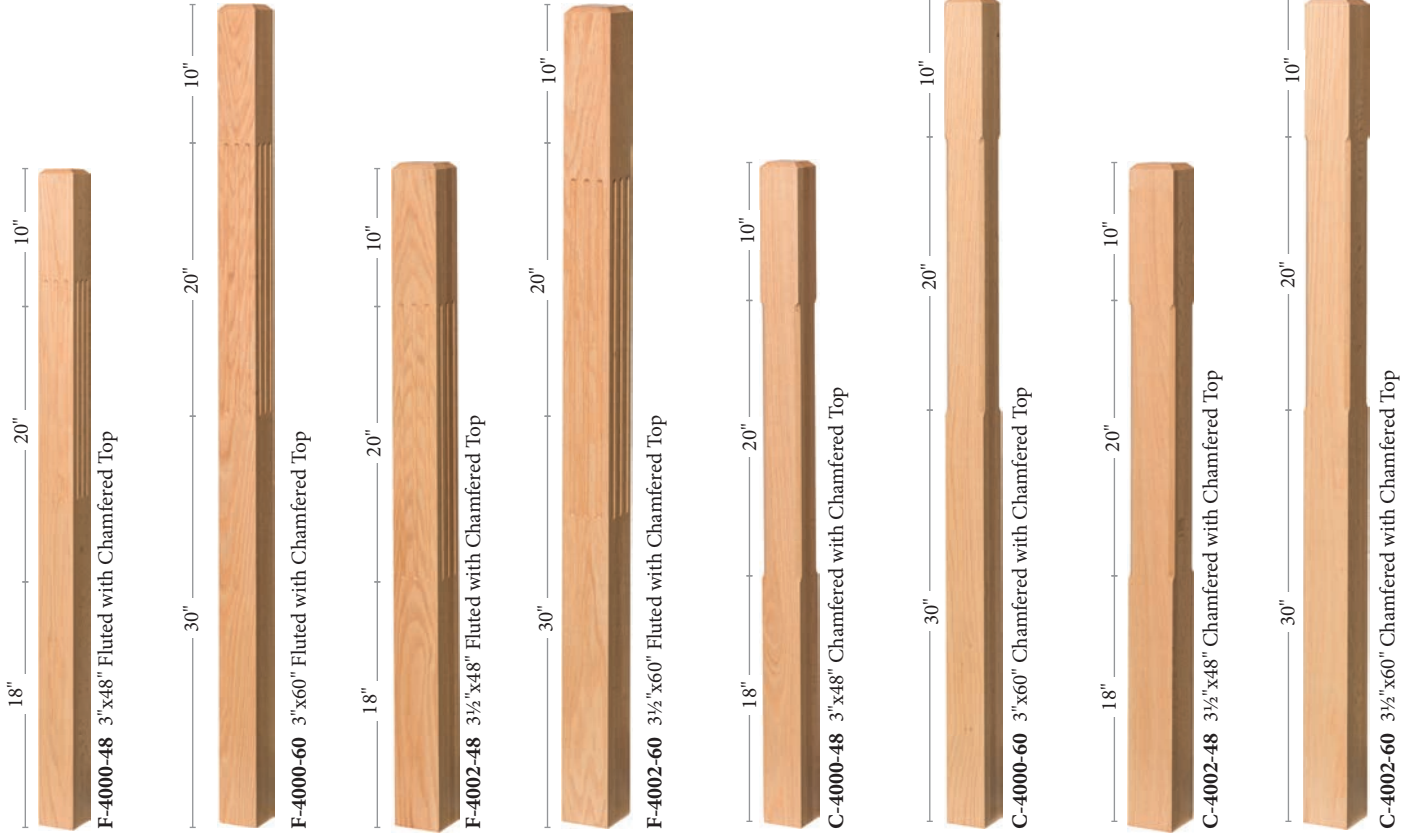
Contemporary Chamfered




STANDARD FEATURES



Post to Post Newels



STANDARD FEATURES








Mission

STAIRWAYS



Elegant Rise Balusters · Post to Post Newels



STANDARD FEATURES



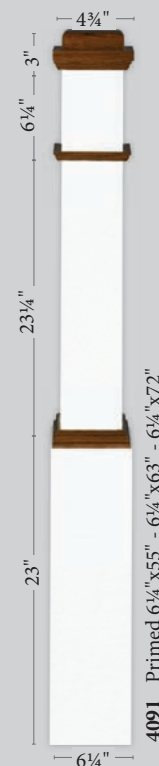
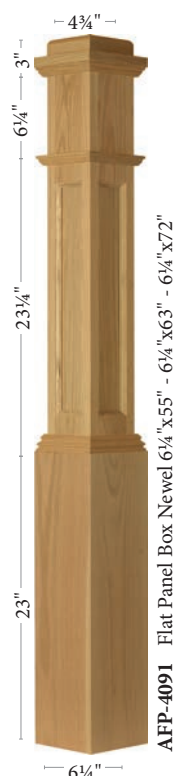
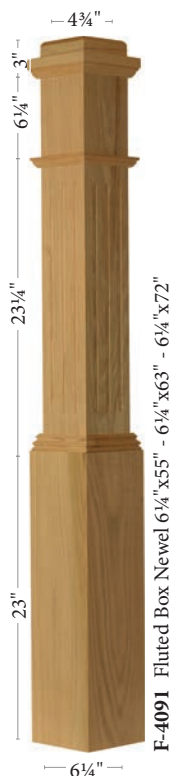
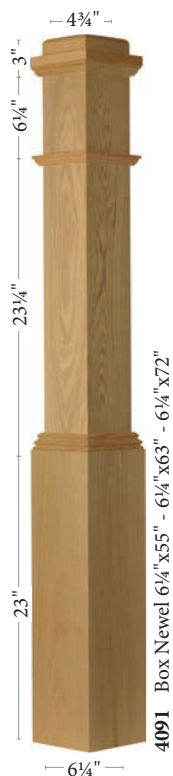


Box Newels

STAIRWAYS

Box Newels


Box Newels can be ordered with Custom Caps



Special Features


1. All Box Newels are available primed with unfinished caps and trim.
2. Primed box newels can be trimmed with any of our special species.
3. In addition to our standard line of box newels we offer custom styles in a wide variety of species.

STANDARD FEATURES



Box Newels

Box Newels can be ordered with Custom Caps



STANDARD FEATURES



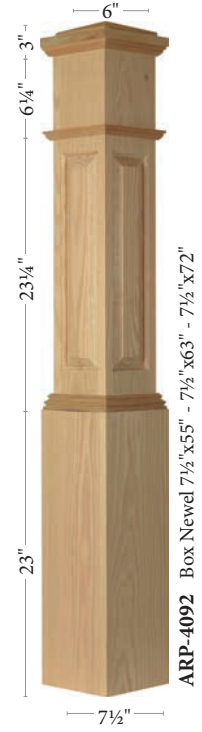
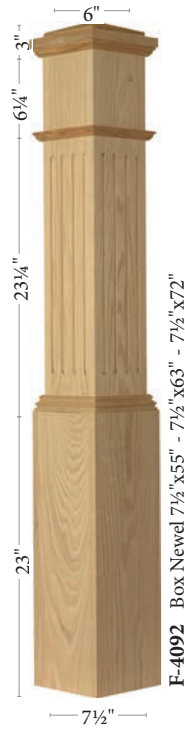
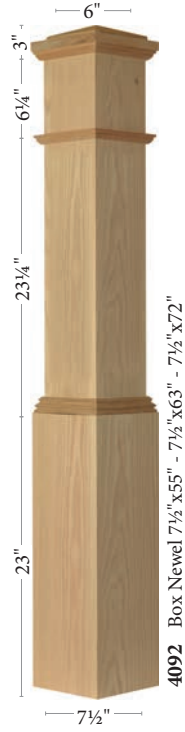
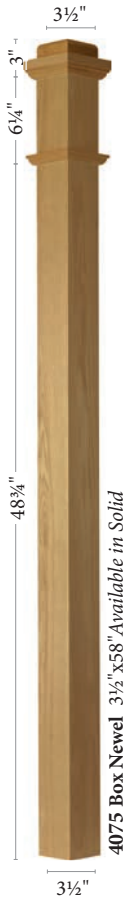
Miter Corners

Box Newels are made with lock miter corners. Which means they have no edge grains, developing elegance.




Box Newels

Box Newels can be ordered with Custom Caps



STANDARD FEATURES





Treads

STAIRPARTS

Treads

*Available in any length



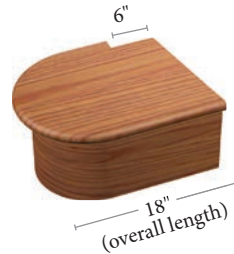
1148
Plain Tread - 11½" x 48"*



1148-DMR
Double Return Tread - 11½" x 48"*



1148-LR
Single Return Tread - 11½" x 48"*


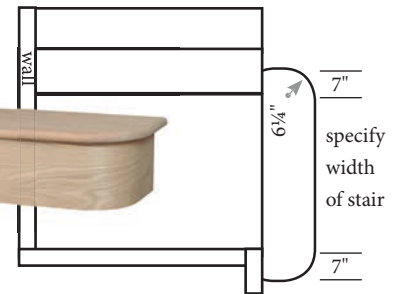


8010-2
False End and Riser - 12½" x 18"

8310-2
False End and Riser - 14" x 18"




8060
Double End Quarter
Circle Starting Step
11¼" x (varies)*


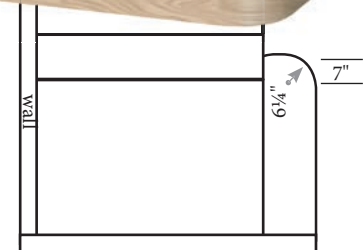


8015
Double End Starting Step
12½" x (varies)*

8315
Double End Starting Step
14" x (varies)*

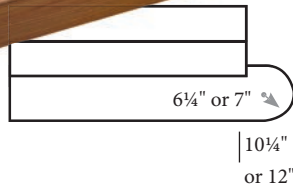


8040
Single End Quarter
Circle Starting Step
11¼" x (varies)*

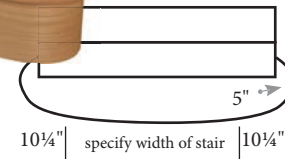


8010
Single Starting Step
12½" x (varies)*

8310
Single Starting Step
14" x (varies)*



8215
14½" x (varies)*
Double End Bowed
Starting Step



Treads



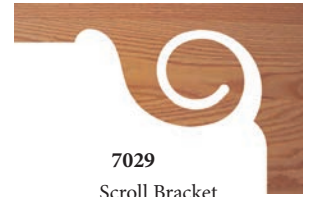
8079
Reversible False
End Tread Kit



8072
6" x 11"
Closed False End
Tread Kit




7028
Plain Bracket
11½" x 8⅛" x 5/16"



7029
Scroll Bracket
11½" x 7¾" x 5/16"



8078
False Tread Molding
1⅞" x 1⅞"



8095
¾" x ¾"
Cove Molding



8096
Shoe Molding
½" x ¾"



8080
Return Nosing
1⅞" x 1¼"



8090
3½" Landing Tread



8090-5
5½" Landing Tread



1100
skirt board
¾" x 11½"





Handrails

WALLRAILS &
FITTINGS

Handrail Fittings



-08
Coped End



-20
Tandem Cap



-19
Opening Cap



-09
Returned End



-11
Level Quarterturn



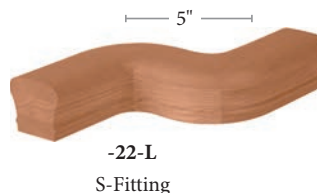
-11-135
 $\frac{1}{8}$ Turn



-21
Quarterturn Cap



-21-135
 $\frac{1}{8}$ Turn



-22-L
S-Fitting



-22-R
S-Fitting

Add prefix to fitting number that corresponds with handrail styles.

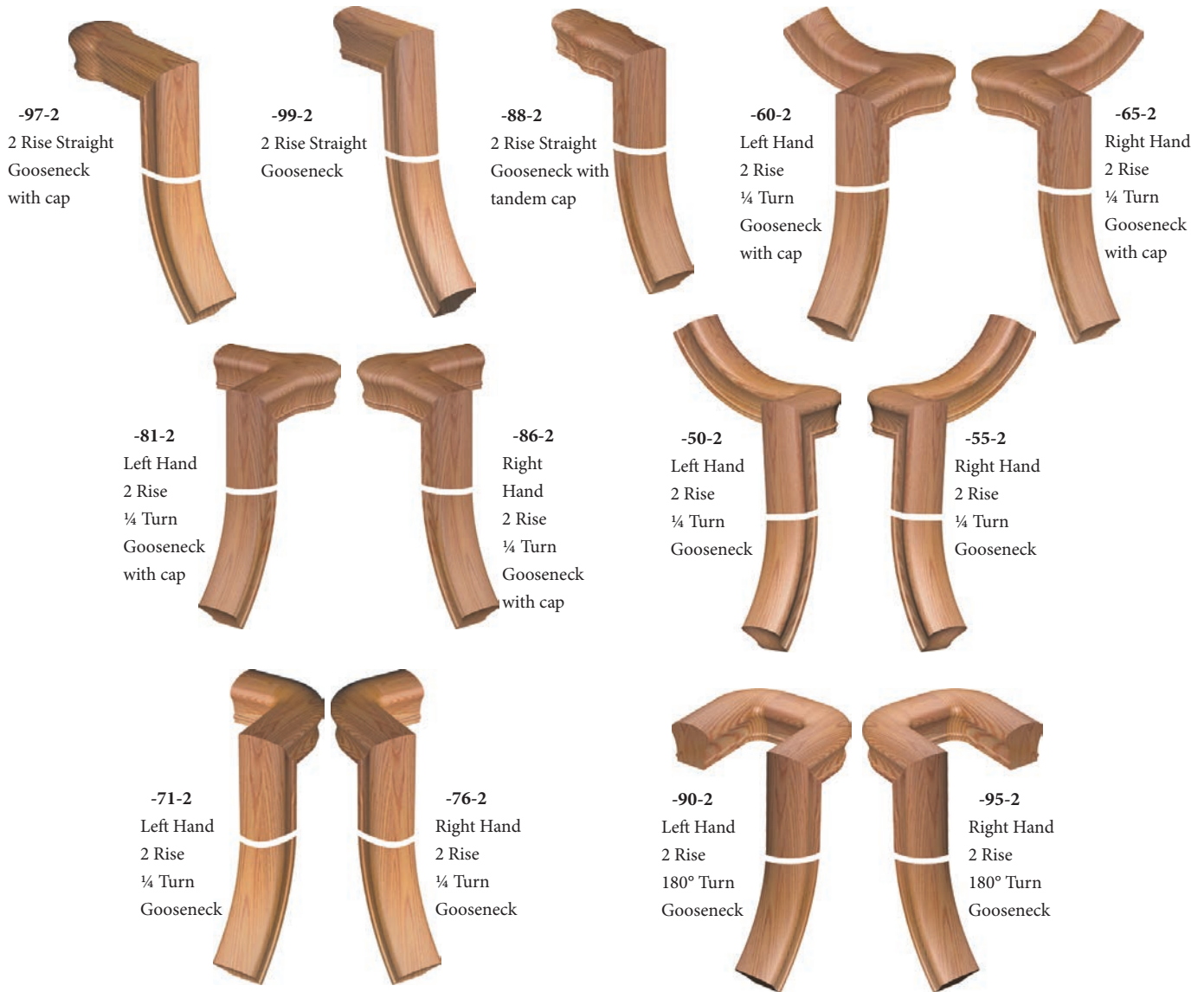
- 70- for 6010 handrail
- 72- for 6210 handrail
- 74- for 6400 handrail
- 75- for 6519 handrail
- 76- for 7600 handrail
- 77- for 6710 handrail
- 79- for 6910 handrail
- 56- for 5600 handrail
- 57- for 5700 handrail
- 91- for 9100 handrail

STANDARD FEATURES



Handrail
FITTINGS

Handrail Fittings



RD Rail Drop



Handrail Fittings



-30
Left Hand Volute

-35
Right Hand Volute



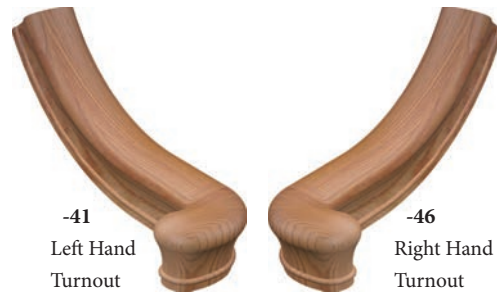
-31
Left Climbing Volute

-36
Right Climbing Volute



-40
Left Hand
Turnout

-45
Right Hand
Turnout



-41
Left Hand
Turnout

-46
Right Hand
Turnout

Add prefix to fitting number that corresponds with handrail styles.

- 70- for 6010 handrail
- 72- for 6210 handrail
- 74- for 6400 handrail
- 75- for 6519 handrail
- 76- for 7600 handrail
- 77- for 6710 handrail
- 79- for 6910 handrail
- 56- for 5600 handrail
- 57- for 5700 handrail
- 91- for 9100 handrail

Handrail
FITTINGS

STANDARD FEATURES



Handrail Fittings



-10
Starting Easing
with cap



-15
Starting Easing
with return end



-14-90
90° Up Easing



-12
Up Easing



-13
Overhand Easing



-16
Overhand Easing
with return end



-38
Vertical Volute

STANDARD FEATURES



Hand Rails

Rails below available plowed for square top balusters.
 Large amount of special species handrail in stock for immediate shipment.

**All profiles available in bending unless noted.*



5700*
 2½" x 1¾"



6010
 2¼" x 2¾"



5600 FO
 2¾" x 1¾"
 full round



5600 FB
 2¾" x 1¾"
 flat bottom



6210
 2¾" x 2¾"



9100
 2¼" x 2¾"



6400*
 3" x 2¼"



7600
 2¾" x 2¼"



6519
 2¾" x 3"



6910
 2¾" x 2¾"



6710
 2¾" x 2¾"

Handrails

*All profiles available in bending unless noted.



6000-S
¾" x 2½"
plowed 1¼"



6000
1⅝" x 2¾"
plowed 1¼"



6001-S
¾" x 2½"
plowed 1¾"



6001
1⅝" x 2¾"
plowed 1¾"



6002
1⅝" x 2¾"



6004
Fillet
1¼"



6005
Shoerail
1¼"



6006
Shoerail
1¼"



6007
Fillet
1¾"



6203*
Wall Handrail
1⅝" x 5½"



6003*
Wall Handrail
1⅝" x 5½"



6910 B
Bending Rail

Wall Rails

We offer straight and bending rails up to 24 feet in length!



1500
1½" flat bottom



1500
1½" full round



1750
1¾" full round



6040
1¾" x 1⅝" flat bottom



2000
2" full round



2000
2" flat bottom



6042
2¼" x 1⅞"



3" flat bottom

Wallrail Brackets · Wallrail Fittings

Wall Rail Fittings for 6040-6042 and Round Profiles



3002
Dull Chrome



3002
Bright Brass



3002
Satin Nickel



3002
Bright Chrome



3002
Antique Brass



3002
Satin Black



3002
Oil Rubbed Bronze



7023
quarter turn



7024 full round
up easing



7025 full round
over easing



7005
quarter turn



7006
up easing



7007
over easing



Accessories

STAIRPARTS

Accessories

7007

Double End Lag



3001

Handrail Bolt



3008

Suretite Newel Fastener



3009

3" Newel Mounting System



3019

3 1/2" Newel
Mounting System



7017

3/4" x 4" Round Rosette



7032

4 5/16" x 4 5/16" Square Rosette



7033

4 5/16" x 6" Rectangular Rosette



7037

3/4" x 4" x 5 1/2" Oval Rosette



7037-L

4 1/2" x 6 1/2" Large Oval Rosette



7002
Pin-EZ



7001
Newel Mounting Plate



7003
Threaded Insert



3005
Keylock



3000
1" Tapered Plug



901
Rail Bolt Wrench



Custom
STAIRWAYS

Custom Turnings

We offer custom columns up to 12 ½" long and 17½" in diameter!



Column FEATURE

Most large columns are constructed with hollow centers for three good reasons:

- ...better stability
- ...existing columns can be wrapped
- ...a more reasonable price

STANDARD FEATURES



Custom Turnings



3011 3½" x 48" w/ Rope Twist



Oceanside 5½" x 43" Primed - Featuring an Open Rope Twist



Oceanside 4" x 48" Primed - Featuring a Jetstream Twist

STANDARD FEATURES



Create Your Own
Supply your own CAD drawings,
OR WE CAN CREATE ONE.

We want your ideas to become...

REALITY!

Custom Turnings

Finials: Carving available on Custom Turnings.



3½" x 10"



5" x 9"



3½" x 14"
Tuscan Cap



6" x 14"
Tuscan Base



Finial 3½" x 6¾"



Carved Acorn Finial 4½" x 7"




Carved Finial 5½" x 8"

Send us your
houzz.com
DREAM PICTURE &
we'll duplicate it to make it a
DREAM
come true!

Harbor Lane



STANDARD FEATURES



CHECK OUT OUR
CNC Capabilities



Laskala Turnings



F-8611 3¼" x 48" Fluted



FLTE8600 2" x 42" Florentine



BT8600 2" x 42" Barley Twist



FLTE8645 3¼" x 60" Florentine



HF8760 5½" x 60" Hollow Flute

We Feel Privileged
TO OFFER THIS
new, fine, handcrafted
line of turnings.

STANDARD FEATURES



<< HEADER TEXT >>



ELT8660 5½" x 50" Florentine



BT8645 3¼" x 60" Barley Twist



RT8600 2" x 42" Ribbon Twist



ORT8600 2" x 42" Open Rope Twist





ORT8640 3¼" x 48" Open Rope Twist



ORT8660 5½" x 50" Open Road Twist

STANDARD FEATURES





Create your own

Build the stairway of your dreams, our creative designers will take your ideas and bring them to reality. This brochure showcases a few of our fine custom turnings, railings and posts. Our modern equipment allows us to craft straight and bending rails up to 24 feet in length. Not only can we build the ideal interior stairway, but also over beautiful, exterior cedar posts for your pergola or porch. The opportunities are endless here at Holmes Stair Parts.



Kitchen

& BATH

Kitchen & Bath Turnings

These turnings are created specifically for Kitchen & Bath or fireplace mantels.



Island Leg 5 1/2" x 36" Fluted Rhode Island



Lakeside 4 1/4" x 36"



Venice 3 1/2" x 36"



Gustavia 3 1/2" x 36"



STANDARD FEATURES



Kitchen & Bath Turnings

These turnings are created specifically for Kitchen & Bath or fireplace mantels.



Fluted Montana 3½" x 36"




Barley Twist Montana 3½" x 36"



Flourentine Montana 3½" x 36"



STANDARD FEATURES





Wrought

IRON BALUSTERS

Color Selection



Ash Gray (AG)



Oil Rubbed Bronze (OB)



Satin Black (SB)



Flat Black (FB)



Copper Vein (CV)



*Oil Rubbed Copper (OC)



*Silver Vein (SV)

*please call to check color availability on limited skids.

Designs



Baskets



Ribbons



Scrolls



Knuckles (*adjustable*)



Diamonds










Twists




Twist Series

1/2" Hollow Balusters

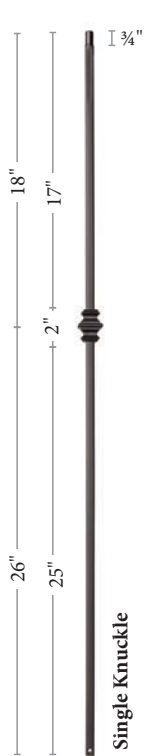
 <p>44" 1 3/4"</p> <p>Plain</p>	 <p>26" 18" 22 3/4" 6 1/2" 14 3/4" 1 3/4"</p> <p>Single Twist</p>	 <p>26" 18" 15" 22" 7" 1 3/4"</p> <p>22" Twist</p>	 <p>26" 18" 16 3/4" 5 1/2" 6 1/2" 8 3/4" 1 3/4"</p> <p>Double Twist</p>	 <p>26" 18" 13 7/16" 6 1/2" 3 3/16" 5-1/2" 3 3/16" 6 1/2" 5 7/16" 1 3/4"</p> <p>Single Basket</p>	 <p>26" 18" 16 7/8" 5 1/2" 7 1/4" 5 1/2" 8 5/8" 6 1/2" 1 3/4"</p> <p>Double Basket</p>	 <p>26" 18" 16 7/8" 18 3/4" 8 5/8" 6 3/4" 1 3/4" 6" 15"</p> <p>Double Twist with Leaves</p>
<p>9000TB- * -44 20 pcs per box 1120 pcs per skid</p>	<p>9001TB- * -44 20 pcs per box 1120 pcs per skid</p>	<p>9080TB- * -44 20 pcs per box 1120 pcs per skid</p>	<p>9002TB- * -44 20 pcs per box 1120 pcs per skid</p>	<p>9003TB- * -44 10 pcs per box 450 pcs per skid</p>	<p>9004TB- * -44 10 pcs per box 450 pcs per skid</p>	<p>9005TB- * -44 10 pcs per box 225 pcs per skid</p>

* Insert Color Code here. Color Codes can be found on page 76




Basket Series

5/16" Hollow Balusters



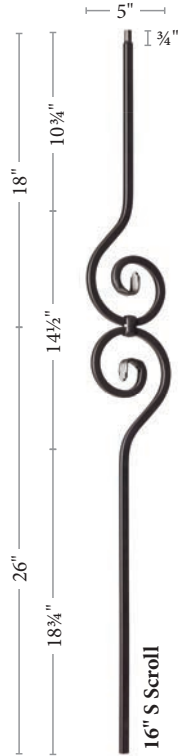
Single Knuckle

9006TB- * -44
10 pcs per box
420 pcs per skid




Double Knuckle

9007TB- * -44
10 pcs per box
420 pcs per skid



16" S Scroll

9090TB- * -44
5 pcs per box
280 pcs per skid




16" S Scroll

9008TB- * -44
5 pcs per box
225 pcs per skid



24" S Scroll Narrow

9081TB- * -44
5 pcs per box
225 pcs per skid




24" S Scroll

9009TB- * -44
5 pcs per box
225 pcs per skid



Ribbon Series

½" Hollow Balusters



9010RS- * -44
10 pcs per box
420 pcs per skid



9011RS- * -44
10 pcs per box
420 pcs per skid



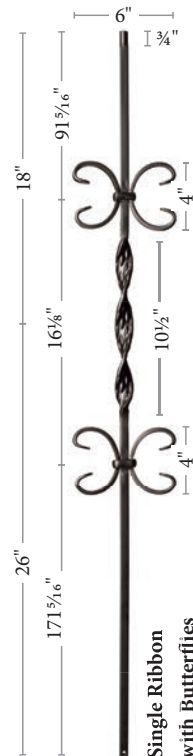
9012RS- * -44
10 pcs per box
450 pcs per skid



9013RS- * -44
10 pcs per box
450 pcs per skid





9014RS- * -44
10 pcs per box
300 pcs per skid



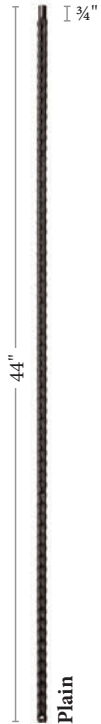
9015RS- * -44
8 pcs per box
300 pcs per skid

* Insert Color Code here. Color Codes can be found on page 76



Gothic Series

3/16" Hollow Balusters



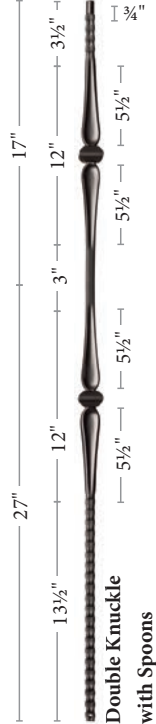
Plain

9016HG- * -44
20 pcs per box
1120 pcs per skid



Single Knuckle with Spoons

9017HG- * -44
10 pcs per box
420 pcs per skid



Double Knuckle
with Spoons

9018HG- * -44
10 pcs per box
420 pcs per skid




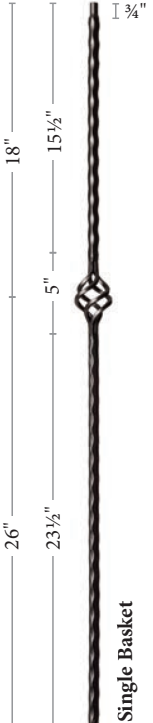
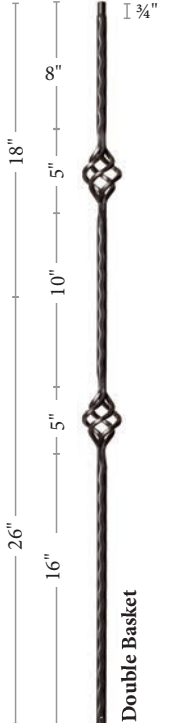




Basket with Spoons

9019HG- * -44
1a0 pcs per box
240 pcs per skid




Hammered Edge Series

3/16" Hollow Balusters

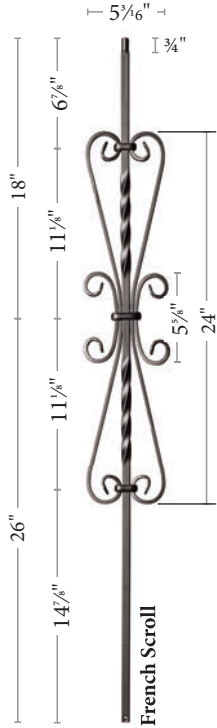
 <p>44" I 3/4"</p> <p>Plain</p>	 <p>18" I 3/4"</p> <p>26" 23 1/2" 5" 15 1/2"</p> <p>Single Basket</p>	 <p>18" I 3/4"</p> <p>26" 16" 5" 10" 5" 8"</p> <p>Double Basket</p>	 <p>18" 3/4"</p> <p>26" 19" 6" 2" 6" 11"</p> <p>Single Feather</p>	 <p>18" I 3/4"</p> <p>26" 13 1/2" 7" 11" 7" 5 1/2"</p> <p>Double Feather</p>	 <p>18" I 3/4"</p> <p>26" 23 1/4" 5 1/2" 7" 15 1/4"</p> <p>Double Feather with Basket</p>	 <p>18" I 3/4"</p> <p>26" 13 1/2" 7" 11" 7" 5 1/2" 6 1/16"</p> <p>Double Feather with Butterfly</p>
<p>9020HE- * -44 20 pcs per box 1120 pcs per skid</p>	<p>9027HE- * -44 10 pcs per box 450 pcs per skid</p>	<p>9028HE- * -44 10 pcs per box 450 pcs per skid</p>	<p>9021HE- * -44 10 pcs per box 420 pcs per skid</p>	<p>9022HE- * -44 10 pcs per box 420 pcs per skid</p>	<p>9023HE- * -44 10 pcs per box 450 pcs per skid</p>	<p>9024HE- * -44 10 pcs per box 300 pcs per skid</p>

* Insert Color Code here. Color Codes can be found on page 76




Scroll Series

1/2" Hollow Balusters



French Scroll

9055SS- * -44
5 pcs per box
225 pcs per skid



Double Twist
with Dragonfly

9057SS- * -44
5 pcs per box
225 pcs per skid

Round Series

3/16" Hollow Balusters



Plain

9068RB- * -44
20 pcs per box
1120 pcs per skid



Single Knuckle Round Spoon

9069RB- * -44
10 pcs per box
420 pcs per skid






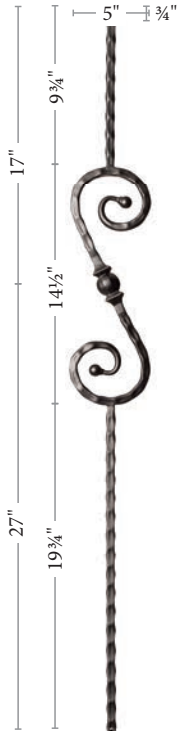
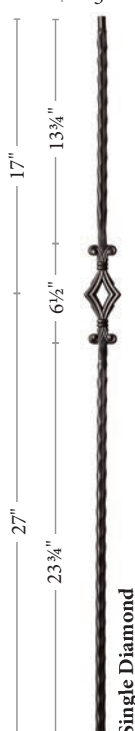
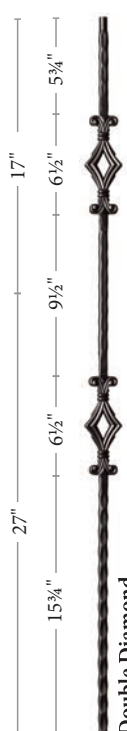

Double Knuckle Round Spoon

9070RB- * -44
10 pcs per box
420 pcs per skid






Hammered Face

3/16" Hollow Balusters


 <p>44" 1 3/4"</p> <p>Plain</p>	 <p>17" 16" 2" 1 3/4"</p> <p>Single Ball</p>	 <p>17" 8" 2" 14" 2" 1 3/4"</p> <p>Double Ball</p>	 <p>17" 5" 1 3/4" 9 3/4" 14 1/2" 19 3/4"</p>	 <p>17" 5" 13 3/4" 6 1/2" 23 3/4"</p> <p>Single Diamond</p>	 <p>17" 5 3/4" 6 1/2" 9 1/2" 6 1/2" 15 3/4"</p> <p>Double Diamond</p>	 <p>17" 14 3/4" 4 1/2" 24 3/4"</p> <p>Single Knob</p>
<p>9031HF- * -44 20 pcs per box 1120 pcs per skid</p>	<p>9032HF- * -44 10 pcs per box 420 pcs per skid</p>	<p>9033HF- * -44 10 pcs per box 420 pcs per skid</p>	<p>9034HF- * -44 5 pcs per box 225 pcs per skid</p>	<p>9040HF- * -44 10 pcs per box 420 pcs per skid</p>	<p>9041HF- * -44 10 pcs per box 420 pcs per skid</p>	<p>9045HF- * -44 10 pcs per box 420 pcs per skid</p>

* Insert Color Code here. Color Codes can be found on page 76



Hammered Face

3/16" Hollow Balusters




9046HF- * -44
10 pcs per box
420 pcs per skid

9047HF- * -44
5 pcs per box
225 pcs per skid




Contemporary Series

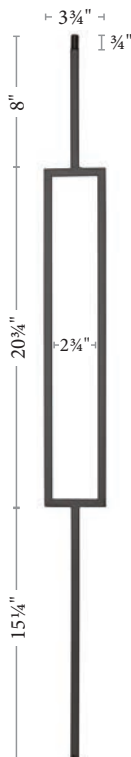
1/2" Hollow Balusters



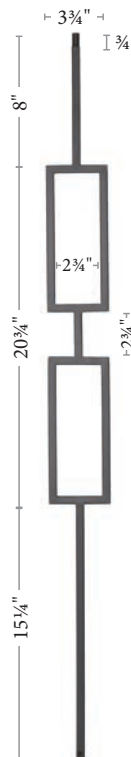
9087CS
10 pcs per box
770 pcs per skid



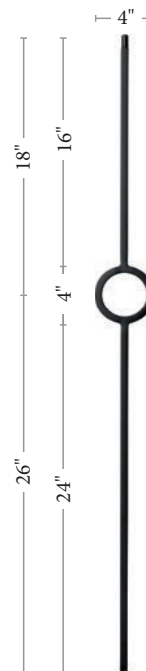
9088CS
5 pcs per box
385 pcs per skid



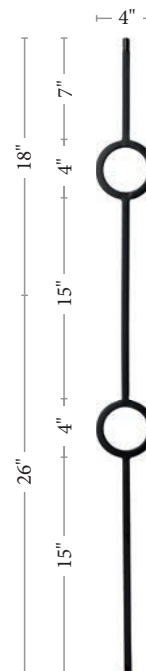
9089CS
5 pcs per box
385 pcs per skid



9091CS
5 pcs per box
385 pcs per skid







9050VS
10 pcs per box
540 pcs per skid



9051VS
10 pcs per box
540 pcs per skid

* Insert Color
Code here. Color Codes
can be found on page 76



Balcony Series

½" Hollow Balusters



Plain Balcony

9086BB- * -40
1 pcs per box
420 pcs per skid



Handrail Brackets



3002
Dull Chrome



3002
Bright Brass



3002
Satin Nickel



3002
Bright Chrome



3002
Antique Brass



3002
Satin Black



3002
Oil Rubbed Bronze

COLOR GUIDE:

AB = Antique Bronze, BB = Bright Brass, BN = Brushed Nickel, CV = Copper Vein,
 FB = Flat Black, OB = Oil Rubbed Bronze, OC = Oil Rubbed Copper,
 PC = Polished Chrome, SB = Satin Black, SC = Satin Chrome, SV = Silver Vein.

Accessories



5900
50ml Epoxy Injection Gun
1 pcs per box



5902
PC-50 50ml Super Epoxy
12 pcs per box




5901
Static Mixing Nozzle
12 pcs per box



5903
PC-7 1lb 2 Part Epoxy
12 pcs per box

Shoes

Order Equal Diameter Measurements on Shoes and Balusters




9061BS- * -1/2
9061BS- * -9/16
Base Shoe
50 pcs per box




9062BS- * -1/2
9062BS- * -9/16
Base Shoe with
Set Screw
50 pcs per box




9063RS- * -1/2
9063RS- * -9/16
Rake Shoe with
Set Screw
50 pcs per box
53° angle



9064AK- * -1/2
9064AK- * -9/16
Adjustable Knuckle
50 pcs per box




9065FS- * -1/2
Flat Square Shoe
50 pcs per box



9065FR- * -1/2
Flat Round Shoe
50 pcs per box



9066DE- * -1/2
9066DE- * -9/16
Shoe with
Down Ears
50 pcs per box



9067EF- * -FR
Flat Round
with Insert
50 pcs per box



9067EF- * -FS
Flat Square
with Insert
50 pcs per box

*Insert Color Code here. Color Codes can be found on page 76

